

DRAPER®

INSTRUCTION OVERVIEW FOR **Steering Angle Service Tool**

Stock No.81280

Part No.FCR-SAS

IMPORTANT: PLEASE READ THESE INSTRUCTIONS CAREFULLY TO ENSURE THE SAFE AND EFFECTIVE USE OF THIS PRODUCT.



CE

DRAPER®

GENERAL INFORMATION

These instructions accompanying the product are the original instructions. This document is part of the product, keep it for the life of the product passing it on to any subsequent holder of the product. Read all these instructions before assembling, operating or maintaining this product.

This manual has been compiled by Draper Tools describing the purpose for which the product has been designed, and contains all the necessary information to ensure its correct and safe use. By following all the general safety instructions contained in this manual, it will ensure both product and operator safety, together with longer life of the product itself.

All photographs and drawings in this manual are supplied by Draper Tools to help illustrate the operation of the product. Whilst every effort has been made to ensure the accuracy of information contained in this manual, the Draper Tools policy of continuous improvement determines the right to make modifications without prior warning.

TITLE PAGE

1.1 INTRODUCTION:

USER MANUAL FOR:

STEERING ANGLE SERVICE TOOL

Stock no. 81280

Part no. FCR-SAS

1.2 REVISIONS:

Date first published July 2015

As our user manuals are continually updated, users should make sure that they use the very latest version.

Downloads are available from: <http://www.drapertools.com/b2c/b2cmanuals.pgm>

DRAPER TOOLS LIMITED

HURSLEY ROAD

CHANDLER'S FORD

EASTLEIGH

HAMPSHIRE

SO53 1YF

UK

WEBSITE: www.drapertools.com

PRODUCT HELPLINE: +44 (0) 23 8049 4344

GENERAL FAX: +44 (0) 23 8026 0784

1.3 UNDERSTANDING THIS MANUALS SAFETY CONTENT:

WARNING! Information that draws attention to the risk of injury or death.

CAUTION! Information that draws attention to the risk of damage to the product or surroundings.

1.4 COPYRIGHT © NOTICE:

Copyright © Draper Tools Limited.

Permission is granted to reproduce this publication for personal & educational use only.

Commercial copying, redistribution, hiring or lending is prohibited.

No part of this publication may be stored in a retrieval system or transmitted in any other form or means without written permission from Draper Tools Limited.

In all cases this copyright notice must remain intact.

3. GUARANTEE

3.1 GUARANTEE

Draper tools have been carefully tested and inspected before shipment and are guaranteed to be free from defective materials and workmanship.

Should the tool develop a fault, please return the complete tool to your nearest distributor or contact Draper Tools Limited, Chandler's Ford, Eastleigh, Hampshire, SO53 1YF. England. Telephone Sales Desk: (023) 8049 4333 or Product Helpline (023) 8049 4344.

A proof of purchase must be provided with the tool.

If upon inspection it is found that the fault occurring is due to defective materials or workmanship, repairs will be carried out free of charge. This guarantee period covering parts/labour is 12 months from the date of purchase except where tools are hired out when the guarantee period is ninety days from the date of purchase. The guarantee is extended to 24 months for parts only. This guarantee does not apply to normal wear and tear, nor does it cover any damage caused by misuse, careless or unsafe handling, alterations, accidents, or repairs attempted or made by any personnel other than the authorised Draper warranty repair agent.

Note: If the tool is found not to be within the terms of warranty, repairs and carriage charges will be quoted and made accordingly.

This guarantee applies in lieu of any other guarantee expressed or implied and variations of its terms are not authorised.

Your Draper guarantee is not effective unless you can produce upon request a dated receipt or invoice to verify your proof of purchase within the guarantee period.

Please note that this guarantee is an additional benefit and does not affect your statutory rights.

Draper Tools Limited.

Safety Information

For your own safety and the safety of others, and to prevent damage to the equipment and vehicles, read this manual thoroughly before operating your tool. The safety messages presented below and throughout this user's manual are reminders to the operator to exercise extreme care when using this device. Always refer to and follow safety messages and test procedures provided by vehicle manufacturer. Read, understand and follow all safety messages and instructions in this manual.

Safety Message Conventions Used

We provide safety messages to help prevent personal injury and equipment damage. Below are signal words we used to indicate the hazard level in a condition.

DANGER

Indicates an imminently hazardous situation which, if not avoided, will result in death or serious injury to the operator or to bystanders.

WARNING

Indicates a potentially hazardous situation which, if not avoided, could result in death or serious injury to the operator or to bystanders.

CAUTION

Indicates a potentially hazardous situation which, if not avoided, may result in moderate or minor injury to the operator or to bystanders.

Important Safety Instructions

And always use your tool as described in the user's manual, and follow all safety messages.

WARNING

- Do not route the test cable in a manner that would interfere with driving controls.
- Do not exceed voltage limits between inputs specified in this user's manual.
- Always wear goggles to protect your eyes from propelled objects as well as hot or caustic liquids.
- Fuel, oil vapors, hot steam, hot toxic exhaust gases, acid, refrigerant and other debris produced by a malfunction engine can cause serious injury or death. Do not use the tool in areas where explosive vapor may collect, such as in below-ground pits, confined areas, or areas that are less than 18 inches (45 cm) above the floor.
- Do not smoke, strike a match, or cause a spark near the vehicle while testing and keep all sparks, heated items and open flames away from the battery and fuel / fuel vapors as they are highly flammable.
- Keep a dry chemical fire extinguisher suitable for gasoline, chemical and electrical fires in work area.
- Always be aware of rotating parts that move at high speed when an engine is running and keep a safe distance from these parts as well as other potentially moving objects to avoid serious injury.
- Do not touch engine components that get very hot when an engine is running to avoid severe burns.
- Block drive wheels before testing with engine running. Put the transmission in park (for automatic transmission) or neutral (for manual transmission). And never leave a running engine unattended.
- Do not wear jewelry or loose fitting clothing when working on engine.

CONTENTS

CONTENTS

<i>Page content</i>	<i>Page</i>
INTRODUCTION	2
GUARANTEE	3
SAFETY INFORMATION	4
SAFETY MESSAGE CONVENTIONS USED	4
IMPORTANT SAFETY INSTRUCTIONS	4
2 INTRODUCTION	6
2.1 SCANNER DESCRIPTIONS	6
2.2 ACCESSORY DESCRIPTIONS	7
2.3 TECHNICAL SPECIFICATIONS	7
3 GETTING STARTED	8
3.1 PROVIDING POWER TO SCANNER	8
3.1.1 Connecting to Vehicle Power	8
3.1.2 Connecting to Personal Computer with USB Cable	8
10 SAS (STEERING ANGLE SENSOR) CALIBRATION	9
10.1 READ CODES	11
10.2 ERASE CODES	12
10.3 FREEZE FRAME DATA	13
10.4 LIVE DATA	14
A. All Data	15
B. Custom List	17
10.5 UTILITY	18
A. Steering Angle Adjust	18
B. Records Clear	19
C. Counter Clear	20
DISPOSAL	22

Note: Draper Tools accepts no responsibility for any accident or injury arising from servicing the vehicles system. When interpreting results from the vehicle, always follow the manufacturer’s recommendation for repair.

2 Introduction

Steering Angle Sensor Calibration permanently stores the current steering wheel position as the straight-ahead position in the steering angle sensor EEPROM. Therefore, the front wheels and the steering wheel must be set exactly to the straight-ahead position before calibration. In addition, the vehicle identification number is also read from the instrument cluster and stored permanently in the steering angle sensor EEPROM. On successful completion of calibration, the steering angle sensor fault memory is automatically cleared.

2.1 Scanner Descriptions

This section illustrates external features, ports and connectors of the scanner.



1 **Diagnostic Port** - provides connection between the scan tool and vehicle.

2 **LCD Display** - shows menus, test results and operation tips.

3 **Function Keys / Shortcut keys** - three keys that correspond with “buttons” on some screens for executing special commands or provide quick access to most frequently used applications or functions.

4 **ENTER Key** – executes a selected option and generally goes to the next screen.

5 **Direction Keys** - select an option or scroll through a screen of data or text.

6 **Power Switch** – turns on/off the scanner and press and hold for 5 seconds for emergency reboots.

7 **HELP Key** – displays helpful information.

8 **BACK Key** – exits a screen and generally returns to previous screen.

9 **SD Card Port** – holds the SD memory card for data backup and software update.

10 **USB Port**

IMPORTANT

Do not use solvents such as alcohol to clean keypad or display. Use a mild nonabrasive detergent and a soft cotton cloth.

2.2 Accessory Descriptions

This section lists the accessories that go with the scanner. If you find any of the following items missing from your package, contact your local dealer for assistance.

1 **User’s Guide** - provides operation instructions for the usage of the scanner.

2 **USB Cable** - provides connection between the scanner and a computer to upgrade the tool.

3 **Memory Card** - contains the scanner’s operating software and applications.

IMPORTANT

Do not remove the memory card unless performing updates to the card.

4 **Diagnostic Cable** - provides connection between the scan tool and vehicle.

5 **Case** - stores the scanner and its accessories.

2.3 Technical Specifications

Display: Backlit, 480*272 TFT color display

Working Temperature: 0 to 60°C (32 to 140°F)

Storage Temperature: -20 to 70°C (-4 to 158°F)

Power Supply: 8-18V vehicle power, 12V AC/DC power, 3.3V USB power

Dimensions (L*W*H): 200*130*40mm

Gross Weight: 1.8Kg

Protocols: SAE J1850 (VPW and PWM), ISO 9141-2, ISO 14230-2 (KWP 2000), ISO 15765-4 (CAN)

3 Getting Started

This section describes how to provide power to the scanner, provides brief introductions of applications loaded on the scanner and display screen layout and illustrates how to input text and numbers with the scan tool.

3.1 Providing Power to Scanner


Before using the scanner, make sure to provide power to the scanner.

The unit operates on any of the following sources:

- 12-volt vehicle power
- USB connection to personal computer

3.1.1 Connecting to Vehicle Power

The scanner normally powers on whenever it is connected to the data link connector (DLC).

 To connect to vehicle power:


1. Locate the data link connector (DLC). The DLC is generally located under the dash on the driver side of the vehicle.
2. Attached the diagnostic cable to the scanner and tighten the captive screws to ensure good connection.
3. Connect a correct adapter to the data cable according to the vehicle being serviced and plug it into the vehicle DLC.
4. Switch the ignition key to the ON position.
5. The scanner automatically boots up.

IMPORTANT

Never try to provide power for the scan tool from USB connection when the scan tool is communicating with a vehicle.

3.1.2 Connecting to Personal Computer with USB Cable

The scan tool also receives power through the USB port when it is connected to a PC for updating software and transferring saved files.

 To connect to PC:


1. Insert the small end of the USB cable to the USB port at the right side of the scanner and the large end to a computer.
2. Press the power switch of the scan tool to power it on.


10. SAS (Steering Angle Sensor) Calibration


Steering Angle Sensor Calibration permanently stores the current steering wheel position as the straight-ahead position in the steering angle sensor EEPROM. Therefore, the front wheels and the steering wheel must be set exactly to the straight-ahead position before calibration. In addition, the vehicle identification number is also read from the instrument cluster and stored permanently in the steering angle sensor EEPROM. On successful completion of calibration, the steering angle sensor fault memory is automatically cleared.

Calibration must always be carried out after the following operations:

- Steering wheel replacement
- Steering angle sensor replacement
- Any maintenance that involves opening the connector hub from the steering angle sensor to the column
- Any maintenance or repair work on the steering linkage, steering gear or other related mechanism
- Wheel alignment or wheel track adjustment
- Accident repairs where damage to the steering angle sensor or assembly, or any part of the steering system may have occurred

 **NOTE:** *DRAPER TOOLS accepts no responsibility for any accident or injury arising from servicing the SAS system. When interpreting DTCs retrieved from the vehicle, always follow the manufacturer's recommendation for repair.*

 **NOTE:** *All software screens shown in this manual are examples, actual test screens may vary for each vehicle being tested. Observe the menu titles and onscreen instructions to make correct option selections.*

 **NOTE:** *Before starting procedure, make sure vehicle has ESC. Look for button on dash.*

Take **Toyota** as an example.

While performing the Zero Point Calibration on Toyota vehicles, do not tilt, move or shake the vehicle. The vehicle must remain in a stationary condition throughout the entire process. Be sure to perform the procedure on a level surface with an inclination of less than 1%.

1. If the vehicle is equipped with an A/T, ensure that the shift lever is in the —P range and the parking brake is applied. If the vehicle is equipped with a M/T, ensure that the parking brake is applied.
2. Turn the ignition off.
3. Locate the vehicle's 16-pin Data Link Connector (DLC).
4. Plug the scan tool cable connector into the vehicle's DLC.
5. Turn the ignition on but do not start the engine.
6. Turn on the scan tool and wait for the **Main Screen** to appear.
7. Use the **UP/DOWN** scroll button or **LEFT/RIGHT** scroll button to select **SAS** in the **Main Screen**. (Figure 3.1)
8. Wait for a series of vehicle identification screens appears for user to identify the vehicle. (Figure 10.1) On each screen that appears, use the **UP/DOWN** scroll button to select the correct option and then press the **OK** button. Do this until the vehicle is completely identified.

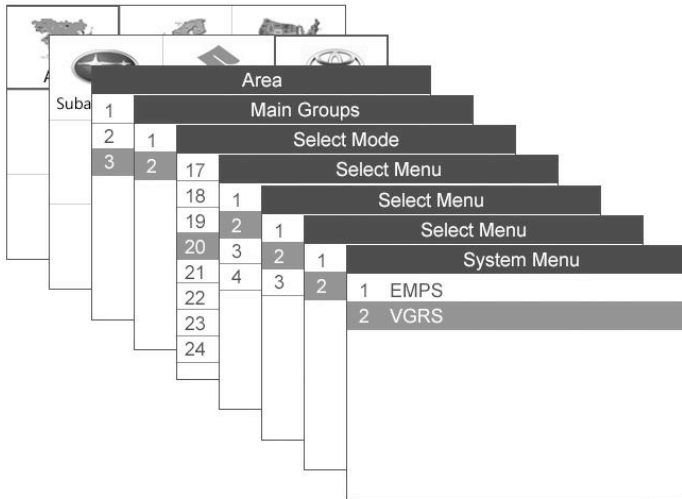


Figure 10.1

9. Use the **UP/DOWN** scroll button to select **VGRS** in the menu. The screen displays as below.

Function Menu	
1	Read Codes
2	Erase Codes
3	Freeze Frame Data
4	Live Data
5	Utility

Figure 10.2

10.1. Read Codes

This function allows user to read the SAS DTCs from vehicle ECU.

- 1) From the function menu (Figure 10.2) use the **UP/DOWN** scroll button to select **Read Codes** and press the **OK** button.
- 2) View DTCs and their definitions on screen.

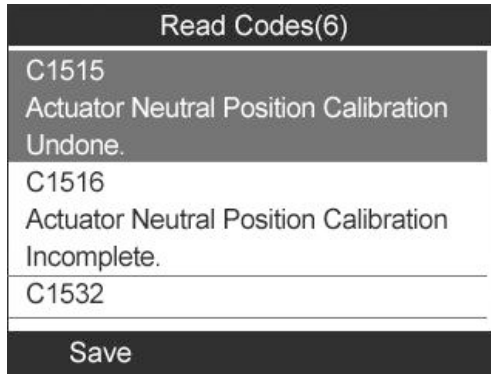


Figure 10.3

- 3) Select **Save** option to store the codes or press **ESC** button to exit without saving.

10.2. Erase Codes

This function allows user to erase the SAS DTCs in vehicle ECU.

- 1) From the function menu (Figure 10.2) use the **UP/DOWN** scroll button to select **Erase Codes** and press the **OK** button.
- 2) A warning message will come up asking your confirmation.

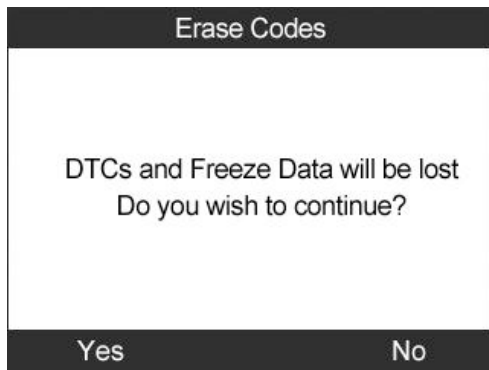


Figure 10.4

3) Select **Yes** to continue or **No** to exit. When the command is sent, the tool will display a message as below:

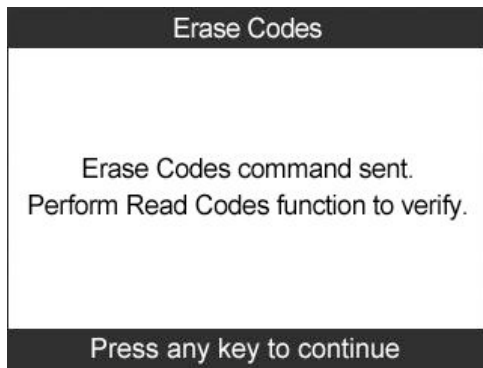


Figure 10.5

4) To make sure the codes are erased completely, perform **Read Codes** function to verify.

10.3. Freeze Frame Data

This function allows user to view the vehicle's operating parameters at the moment a DTC is detected.

- 1) From the function menu (Figure 10. 2) use the **UP/DOWN** scroll button to select **Freeze Frame Data** and press the **OK** button.
- 2) View the related operating parameters on screen.

Freeze Frame Data		
Steering Pos 1(Parallel)	1854.2	deg
Vehicle Speed(Vsc ECU)	158	mph
Engine Revolution(Rpm)	Not Table Data	
Mtr Power Source Cur.	127.5	A
Estimated Motor Cur.	127.5	A
Actuator Position	288.03	deg
Save		

Figure 10.6

- 3) Select **Save** option to store the codes or press **ESC** button to exit without saving.

10.4. Live Data

This function enables users view SAS-related data readings from a selected ECU. With the live data screen displayed, you can view the data in Text or graphical format, record and save files for later viewing, pause the readings and view past data, and more.

From the function menu (Figure 10.2) use the **UP/DOWN** scroll button to select **Live Data** and press the **OK** button.

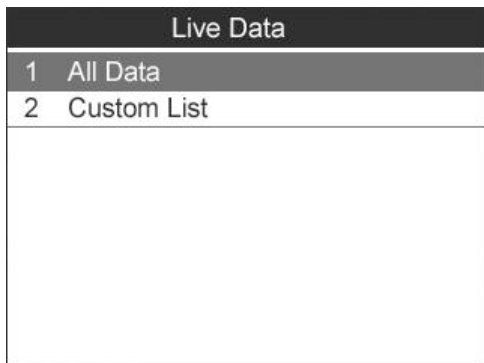


Figure 10.7

A. All Data

- 1) From the Live Data menu (Figure 10.7), use the **UP/DOWN** scroll button to select **All Data** and press the **OK** button.
- 2) The tool will display a list of all live sensor data. (Figure 10.8)

Live Data		
Steering Pos 1 (Parallel)	1854.2	deg
Steering Pos 1 (Parallel)	1854.2	deg
Steering Sensor1	Not Table Data	
Steering Sensor2	Not Table	

Pause | One Graphic | Save

Figure 10.8

- Press the corresponding **FUNCTION BUTTON** **_Save** to store the retrieved live data for later playback or printing.
- Press the corresponding **FUNCTION BUTTON** **_Stop Save** to stop saving data and resume live sensor data retrieving.

- Press the corresponding **FUNCTION BUTTON** `_Pause` to suspend live sensor data retrieving.
- Press the corresponding **FUNCTION BUTTON** `_Continue` to resume live sensor data retrieving.
- If the `_One Graphic` option is highlighted when a specific item is selected, the graphic information is available.
- When the sensor data is shown in graph, the tool offers two more options: **Two**

Graphic and Merge Graphic. The first option can display two graphs on the same screen, and the last option can merge the two graphs into one.

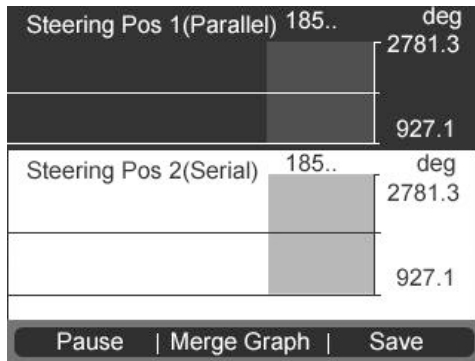


Figure 10.9

- Press the corresponding **FUNCTION BUTTON** `„Text“` or the **ESC** button to return to previous screen.

B. Custom List

This feature lets you customize the scan tool display to show only those PIDs that are of interest at the current time. You can customize the Live Data display by placing the Scan Tool in "Custom List" mode and selecting only the PIDs that you wish to display. To customize the Live Data display, proceed as follows:

- 1) To retrieve customized live sensor data, use the **UP/DOWN** scroll button to select **Custom List** from **Live Data** menu (Figure 10.7) and press the **OK** button.
- 2) Use the **UP/DOWN** scroll button to move to the desired item and press the corresponding **FUNCTION BUTTON _Select'** to choose.

Live Data		
<input checked="" type="checkbox"/>	Steering Pos 1(Parallel)	1
<input checked="" type="checkbox"/>	Steering Pos 2(Serial)	2
<input checked="" type="checkbox"/>	Steering Sensor1	3
<input type="checkbox"/>	Steering Sensor2	
<input type="checkbox"/>	Steering Sensor3	
<input type="checkbox"/>	Vehicle Speed(Vsc ECU)	
<input type="checkbox"/>	Wheel Speed(Right)	
Select All Clear Clear All		

Figure 10.10

- The Selected items are marked with ticks on the left.
- The number on the right indicates sequence of the selected item.
- Press the corresponding **FUNCTION BUTTON _Clear'** to unselect items, or press the corresponding **FUNCTION BUTTON _Select All'/_Clear All'** to select or unselect all items.

- 3) Press the **OK** button to confirm your selection and retrieve the selected live sensor data.

4) Press the **ESC** button to return to the previous menu.

10.5. Utility

This function allows users to do steering angle sensor calibration, clear records and clear counter. The function options vary with the vehicles being tested.

From the function menu (Figure 10.2) use the **UP/DOWN** scroll button to select **Utility** and press the **OK** button. The scan tool displays function menu as below.

Utility	
1	Steering Angle Adjust
2	Records Clear
3	Counter Clear

Figure 10.11

A. Steering Angle Adjust

1) From the **Utility** function menu (Figure 10.11) use the **UP/DOWN** scroll button to select **Steering Angle Adjust** and press the **OK** button.

2) The tool will display a series of instructions. Follow the onscreen instructions step by step until the operation is completely finished. If the operation is finished successfully, the scan tool will display a confirmation message. (Figure 10.12) Otherwise, it will display a message to remind user of a problem. After you exit the diagnosis program, please repair the problem immediately.

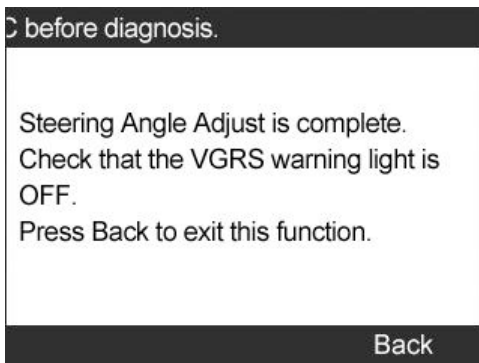


Figure 10.12

B. Records Clear

- 1) From the Utility function menu (Figure 10.11) use the **UP/DOWN** scroll button to select **Records Clear** and press the **OK** button.
- 2) The tool will display a list of records.

Input the car name		
Motor Overheat Record	Not Table	Data
Motor Overheat Record	Not Table	Data
Motor Overheat Record	Not Table	
		Clr.History

Figure 10.13

- 3) Select **Clr History** to continue operation or **ESC** to exit. When the command is sent, the tool will display a message as below.

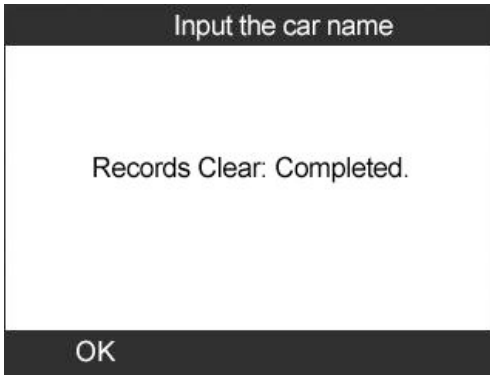


Figure 10.14

C. Counter Clear

- 1) From the Utility function menu (Figure 10.11) use the **UP/DOWN** scroll button to select **Counter Clear** and press the **OK** button.
- 2) The tool will display a prerequisite message as below. Select **Yes** to continue or **No** to exit.

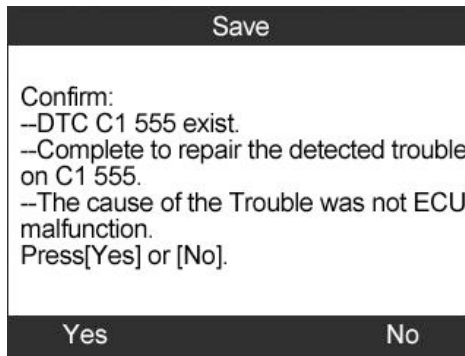


Figure 10.15

- 3) When the command is sent, the tool will display a message as below.



Figure 10.16

7. DISPOSAL

7.1 DISPOSAL

- At the end of the machine's working life, or when it can no longer be repaired, ensure that it is disposed of according to national regulations.
- Contact your local authority for details of collection schemes in your area.

In all circumstances:

- Do not dispose of power tools with domestic waste.
- Do not incinerate.
- Do not abandon in the environment.
- Do not dispose of WEEE* as unsorted municipal waste.



* Waste Electrical & Electronic Equipment.

Function List

NOTES:

✓ This function is supported.

※ This function may be supported, which depends on the actual condition of the vehicle.

○ This function is not supported.

As for special function please refer to the special function table.

Function	Mode	ISO 15765-4 (CAN)	SAE J1850 (PWM)	SAE J1850 (VPW)	ISO 14230-4 (KWP2000)	ISO 9141-2
DTC&FFD	\$02, \$03, \$04, \$07	✓	✓	✓	✓	✓
DTC&FFD	\$0a	✓	○	○	○	○
Live Data	\$1	✓	✓	✓	✓	✓
Vehicle Status	\$1	✓	✓	✓	✓	✓
I/M Readiness	\$1	✓	✓	✓	✓	✓
O2 Sensor Monitor	\$5	○	✓	✓	✓	✓
On-Board Monitor	\$6	✓	✓	✓	✓	✓
Component Test	\$8	✓	✓	✓	✓	✓
Vehicle Info.	\$9	✓	✓	✓	✓	✓

Function List

AutoMaker:Abarth
Version:V2.00

Model	Version	Group	System
500	1.4 TURBO 16V	Safety	Bosch ABS 8 ESP (EP)
GRANDE PUNTO	1.4 TURBO 16V	Safety	Bosch ABS 8 ESP (EP)
500	1.4 TURBO 16V	Safety	DELPHI (EP) 2 Power Steering
GRANDE PUNTO	1.4 TURBO 16V	Safety	DELPHI (EP) 2 Power Steering
GRANDE PUNTO	1.4 TURBO 16V	Safety	DELPHI (EP) 3 Electric Steering
PUNTO EVO	1.4 TURBO 16V M.AIR	Safety	DELPHI (EP) 3 Electric Steering
GRANDE PUNTO	1.4 TURBO 16V	Safety	Bosch ABS 8 ESP (EP) 2
PUNTO EVO	1.4 TURBO 16V M.AIR	Safety	Bosch ABS 8 ESP (EP) 2
500	1.4 TURBO 16V	Engine - Gearbox	Marelli SELESPEED CFC319 Automatic Gearbox
PUNTO EVO	1.4 TURBO 16V M.AIR	Safety	ABS Bosch 9 ESP (EP) 2
500	2012		EPS
500	2013		EPS
500	2014		EPS

Function List

AutoMaker:Acura
Version:V1.20

YEAR	Vehicle Type	System
1996 2014	ALL	ABS
1996 2014	ALL	EPS
1996 2014	ALL	SH-AWD
1996 2014	ALL	ATTS

Function List

AutoMaker:Alfa
Version:V2.00

Model	Version	Group	System
147	GTA	Engine -	Marelli Automatic Gearbox SELESPEED
147	SELESPEED	Engine -	Marelli Automatic Gearbox SELESPEED
GT	JTS 2.0	Engine -	Marelli Automatic Gearbox SELESPEED
159	1. 8 16V	Safety	Steering Lock TRW 2
159	1. 8 JTS TB	Safety	Steering Lock TRW 2
159	1. 9 JTS 16V	Safety	Steering Lock TRW 2
159	1. 9 MJET	Safety	Steering Lock TRW 2
159	1. 9 MJET 8V	Safety	Steering Lock TRW 2
159	2.0 JTD 16V	Safety	Steering Lock TRW 2
159	2.2 JTS 16V	Safety	Steering Lock TRW 2
159	2.4 MJET	Safety	Steering Lock TRW 2
159	3.2 V6 24V	Safety	Steering Lock TRW 2
BRERA	1. 8 JTS TB	Safety	Steering Lock TRW 2
BRERA	2.0 JTD 16V	Safety	Steering Lock TRW 2
BRERA	2.2 JTS 16V	Safety	Steering Lock TRW 2
BRERA	2.4 MJET	Safety	Steering Lock TRW 2
BRERA	3.2 V6 24V	Safety	Steering Lock TRW 2
159	2.2 JTS 16V	Engine -	Marelli SELESPEED CFC300 Automatic
BRERA	2.2 JTS 16V	Engine -	Marelli SELESPEED CFC300 Automatic
MITO	1. 3 MJET	Safety	DELPHI (EP) 3 Electric Steering
MITO	1. 4 16V	Safety	DELPHI (EP)3 Electric Steering
MITO	1. 4 TURBO	Safety	DELPHI (EP) 3 Electric Steering
MITO	1. 6 MJET	Safety	DELPHI (EP)3 Electric Steering
MITO	1. 3 MJET	Safety	Bosch ABS 8 ESP (EP) 2
MITO	1. 4 16V	Safety	Bosch ABS 8 ESP (EP) 2
MITO	1. 4 TURBO	Safety	Bosch ABS 8 ESP (EP)2
MITO	1. 6 MJET	Safety	Bosch ABS 8 ESP (EP)2
GIULIETTA	1. 4 TURBO	Safety	Continental MK60EC ABS (EP)
GIULIETTA	1. 6 MJET	Safety	Continental MK60EC ABS (EP)
GIULIETTA	1. 8 JTS TB	Safety	Continental MK60EC ABS (EP)
GIULIETTA	2.0 MJET	Safety	Continental MK60EC ABS (EP)
MITO	1. 4 TURBO	Engine -	Marelli DDCT CFC8TDF Automatic Gearbox
GIULIETTA	1. 4 TURBO	Safety	ZF Electric Steering (EP)
GIULIETTA	1. 6 MJET	Safety	ZF Electric Steering (EP)
GIULIETTA	1. 8 JTS TB	Safety	ZF Electric Steering (EP)
GIULIETTA	2.0 MJET	Safety	ZF Electric Steering (EP)
Giulietta	2011		EPS

Function List

AutoMaker:AUDI
Version:V1.10

YEAR	Vehicle Type	System Name
2001 - 2008	Audi A4	ABS Brakes
2001 - 2008	Audi A4	Steering Assist
2001 - 2008	Audi A4	Steering Wheel
2002 - 2008	Audi A4 USA/CAN	ABS Brakes
2002 - 2008	Audi A4 USA/CAN	Steering Assist
2002 - 2008	Audi A4 USA/CAN	Steering Wheel
2003 - 2009	Audi Cabriolet	ABS Brakes
2003 - 2009	Audi Cabriolet USA/CAN	ABS Brakes
2003 - 2009	Audi Cabriolet	Steering Assist
2003 - 2009	Audi Cabriolet USA/CAN	Steering Assist
2003 - 2009	Audi Cabriolet	Steering Wheel
2003 - 2009	Audi Cabriolet USA/CAN	Steering Wheel
2003 - 2010	Audi A8	ABS Brakes
2003 - 2010	Audi A8	Steering Assist
2003 - 2010	Audi A8	Steering Wheel
2004 - 2010	Audi A8 USA/CAN	ABS Brakes
2004 - 2010	Audi A8 USA/CAN	Steering Assist
2004 - 2010	Audi A8 USA/CAN	Steering Wheel
2004 - 2012	Audi A3	ABS Brakes
2004 - 2012	Audi A3	Steering Assist
2004 - 2012	Audi A3	Steering Wheel
2005 - 2012	Audi A6	ABS Brakes
2005 - 2012	Audi A6 USA/CAN	ABS Brakes
2005 - 2012	Audi A6	Steering Assist
2005 - 2012	Audi A6 USA/CAN	Steering Assist
2005 - 2012	Audi A6	Steering Wheel
2005 - 2012	Audi A6 USA/CAN	Steering Wheel
2006 - 2012	Audi A3 USA/CAN	ABS Brakes
2006 - 2012	Audi A3 USA/CAN	Steering Assist
2006 - 2012	Audi A3 USA/CAN	Steering Wheel
2007 - 2012	Audi Q7	ABS Brakes
2007 - 2012	Audi Q7 USA/CAN	ABS Brakes
2007 - 2012	Audi R8	ABS Brakes
2007 - 2012	Audi TT	ABS Brakes
2007 - 2012	Audi Q7	Steering Assist
2007 - 2012	Audi Q7 USA/CAN	Steering Assist
2007 - 2012	Audi R8	Steering Assist
2007 - 2012	Audi TT	Steering Assist
2007 - 2012	Audi Q7	Steering Wheel
2007 - 2012	Audi Q7 USA/CAN	Steering Wheel

2007 - 2012	Audi R8	Steering Wheel
2007 - 2012	Audi TT	Steering Wheel
2008 - 2012	Audi R8 USA/CAN	ABS Brakes
2008 - 2012	Audi TT USA/CAN	ABS Brakes
2008 - 2012	Audi R8 USA/CAN	Steering Assist
2008 - 2012	Audi TT USA/CAN	Steering Assist
2008 - 2012	Audi R8 USA/CAN	Steering Wheel
2008 - 2012	udi TT USA/CAN	ASteering Wheel
2009 - 2012	Audi Q5	ABS Brakes
2009 - 2012	Audi Q5 USA/CAN	ABS Brakes
2009 - 2012	Audi Q5	Steering Assist
2009 - 2012	Audi Q5 USA/CAN	Steering Assist
2009 - 2012	Audi Q5	Steering Wheel
2009 - 2012	Audi Q5 USA/CAN	Steering Wheel
2011 - 2012	Audi A1	ABS Brakes
2011 - 2012	Audi A7	ABS Brakes
2011 - 2012	Audi A7 USA/CAN	ABS Brakes
2011 - 2012	Audi A1	Steering Assist
2011 - 2012	Audi A7	Steering Assist
2011 - 2012	Audi A7 USA/CAN	Steering Assist
2011 - 2012	Audi A1	Steering Wheel
2011 - 2012	Audi A7	Steering Wheel
2011 - 2012	Audi A7 USA/CAN	Steering Wheel

Function List

YEAR	Vehicle Type	System Name
before 2014	BENTLEY	ABS Brakes
before 2014	BENTLEY	Steering Assist
before 2014	BENTLEY	Steering Wheel

Function List

AutoMaker: Benz
Version:V1.60

Model year	Model	Model Series	Control Unit Groups	System Name
Up to 11/2005	A-Class	169	Chassis	ES-Electrical power steering
Up to 11/2005	A-Class	169	Body	EZS-Electronic ignition switch
Up to 11/2005	A-Class	169	Body	AB-Airbag
Up to 11/2005	A-Class	169	Information and communication	SCM [MRM]-Steering column module
As of 12/2005	A-Class	169	Chassis	ES-Electrical power steering
As of 12/2005	A-Class	169	Body	EZS-Electronic ignition switch
As of 12/2005	A-Class	169	Body	AB-Airbag
As of 12/2005	A-Class	169	Information and communication	SCM [MRM]-Steering column module
Up to 11/2005	B-Class	245	Chassis	ES-Electrical power steering
Up to 11/2005	B-Class	245	Body	EZS-Electronic ignition switch
Up to 11/2005	B-Class	245	Body	AB-Airbag
Up to 11/2005	B-Class	245	Information and communication	SCM [MRM]-Steering column module
As of 12/2005	B-Class	245	Chassis	ES-Electrical power steering
As of 12/2005	B-Class	245	Body	EZS-Electronic ignition switch
As of 12/2005	B-Class	245	Body	AB-Airbag
As of 12/2005	B-Class	245	Information and communication	SCM [MRM]-Steering column module
ALL	B-Class	246	Chassis	ES-Electrical power steering
ALL	C-Class	204	Chassis	ABR-Adaptive Brake
ALL	C-Class	204	Chassis	EHPS-Electrohydraulic Power Steering
ALL	C-Class	204	Chassis	ES-Electrical power steering
ALL	C-Class	204	Information and communication	ES-Electrical power steering
ALL	C-Class	204	Information and communication	RFK-Backup camera(B84/3)
ALL	C-Class	204	Information and communication	SCM [MRM]-Steering column module
ALL	C-Class	204	Information and communication	SCCM-Steering column module(N80)
Up to 08/2003	C-Class	203	Chassis	ESP-Electronic stability program
Up to 08/2003	C-Class	203	Chassis	ESP-Electronic stability program
Up to 08/2003	C-Class	203	Chassis	ESP-Electronic stability program
Up to 08/2003	C-Class	203	Body	EZS-Electronic ignition switch
Up to 08/2003	C-Class	203	Body	EZS-Electronic ignition switch
Up to 08/2003	C-Class	203	Body	AB-Airbag

Up to 08/2003	C-Class	203	Information and communication	SCM [MRM]-Steering column module
Up to 08/2003	C-Class	203	Information and communication	SCM [MRM]-Steering column module
From 09/2003 to	C-Class	203	Chassis	ESP-Electronic stability program
From 09/2003 to	C-Class	203	Body	EZS-Electronic ignition switch
From 09/2003 to	C-Class	203	Body	AB-Airbag
From 09/2003 to 12/2007	C-Class	203	Information and communication	SCM [MRM]-Steering column module
As of 01/2008	C-Class	203	Chassis	ESP-Electronic stability program
As of 01/2008	C-Class	203	Body	EZS-Electronic ignition switch
As of 01/2008	C-Class	203	Body	AB-Airbag
As of 01/2008	C-Class	203	Information and communication	SCM [MRM]-Steering column module
As of 06/97	C-Class	202	Chassis	ESP-Electronic stability program
Up to 03/2004	CLK	209	Chassis	ESP-Electronic stability program
Up to 03/2004	CLK	209	Body	EZS-Electronic ignition switch
Up to 03/2004	CLK	209	Information and communication	SCM [MRM]-Steering column module
As of 04/2004	CLK	209	Chassis	ESP-Electronic stability program
As of 04/2004	CLK	209	Body	EZS-Electronic ignition switch
As of 04/2004	CLK	209	Body	AB-Airbag
As of 04/2004	CLK	209	Information and communication	SCM [MRM]-Steering column module
ALL	CLK	208	Chassis	ESP-Electronic stability program
Uo to 05/2005	E-Class	211	Chassis	ABR-Adaptive Brake
Uo to 05/2005	E-Class	211	Body	EZS-Electronic ignition switch
Up to 05/2005	E-Class	211	Body	AB-Airbag
Up to 05/2005	E-Class	211	Information and communication	SCM [MRM]-Steering column module
Up to 05/2005	E-Class	211	Information and communication	SCM [MRM]-Steering column module
Up to 05/2005	E-Class	211	Air conditioning	HSW-Heated steering wheel
Up to 05/2005	E-Class	211	Air conditioning	HSW-Heated steering wheel
From 06/2005 to	E-Class	211	Body	EZS-Electronic ignition switch
From 06/2005 to	E-Class	211	Body	AB-Airbag
From 06/2005 to 05/2006	E-Class	211	Information and communication	SCM [MRM]-Steering column module
From 06/2005 to 05/2006	E-Class	211	Information and communication	SCM [MRM]-Steering column module
From 06/2005 to	E-Class	211	Air conditioning	HSW-Heated steering wheel
From 06/2005 to	E-Class	211	Air conditioning	HSW-Heated steering wheel
As of 06/2006	E-Class	211	Chassis	ABR-Adaptive Brake
As of 06/2006	E-Class	211	Body	EZS-Electronic ignition switch
As of 06/2006	E-Class	211	Body	AB-Airbag

As of 06/2006	E-Class	211	Information and communication	SCM [MRM]-Steering colwnn module
As of 06/2006	E-Class	211	Information and communication	SCM [MRM]-Steering colwnn module
As of 06/2006	E-Class	211	Air conditioning	HSW-Heated steering wheel
As of 06/2006	E-Class	211	Air conditioning	HSW-Heated steering wheel
As of 03/97 DAS 3	E-Class	210	Chassis	ESP-Electronic stability orogram
As of 03/97 DAS 3	E-Class	210	Chassis	SPS-Speed-sensitive power
Uo to 05/2005	CLS	219	Body	EZS-Electronic ignition switch
Uo to 05/2005	CLS	219	Body	AB-Airbag
Up to 05/2005	CLS	219	Information and communication	SCM [MRM]-Steering colwnn module
Up to 05/2005	CLS	219	Air conditioning	HSW-Heated steering wheel
From 06/2005 to	CLS	219	Body	EZS-Electronic ignition switch
From 06/2005 to	CLS	219	Body	AB-Airbag
From 06/2005 to 05/2006	CLS	219	Information and communication	SCM [MRM]-Steering colwnn module
From 06/2005 to	CLS	219	Air conditioning	HSW-Heated steering wheel
As of 06/2006	CLS	219	Chassis	ABR-Adaotive Brake
As of 06/2006	CLS	219	Body	EZS-Electronic ignition switch
As of 06/2006	CLS	219	Body	AB-Airbag
As of 06/2006	CLS	219	Information and communication	SCM [MRM]-Steering colwnn module
As of 06/2006	CLS	219	Air conditioning	HSW-Heated steering wheel
ALL	CLS	218	Chassis	ES-Electrical power steering
ALL	CLS	218	Information and communication	ES-Electrical power steering
ALL	CLS	218	Information and communication	RFK-Backup camera (B84/3)
ALL	CLS	218	Information and communication	SCCM-Steering column module (N80)
Up to 06/2009	S-Class	221	Drive	DTR-Distronic
Up to 06/2009	S-Class	221	Chassis	ABR-Adaptive Brake
Uo to 06/2009	S-Class	221	Body	AB-Airbag
Up to 06/2009	S-Class	221	Body	Or-side SAM-Driver signal
Up to 06/2009	S-Class	221	Information and communication	SCM [MRM]-Steering colwnn module
Up to 06/2009	S-Class	221	Information and communication	RFK-Backup camera (B84/3)
As of 07/2009	S-Class	221	Chassis	ABR-Adaotive Brake
As of 07/2009	S Class	221	Chassis	EHPS-Electrohydraulic Power
As of 07/2009	S-Class	221	Chassis	RBS-Brake system
As of 07/2009	S-Class	221	Body	AB-Airbag
As of 07/2009	S Class	221	Body	Or-side SAM Driver signal acquisition and
As of 07/2009	S-Class	221	Information and communication	SCM [MRM]-Steering column module

As of 07/2009	S-Class	221	Information and communication	RFK-Backup camera (B84/3)
Up to 08/2002	S-Class	220	Body	EZS-Electronic ignition switch
Up to 08/2002	S-Class	220	Body	SAM-FL-Front left signal acquisition and
Up to 08/2002	S-Class	220	Body	EZS-Electronic ignition switch
Up to 08/2002	S-Class	220	Body	AB-Airbag
Up to 08/2002	S-Class	220	Information and communication	SCM [MRM]-Steering column module
Up to 08/2002	S-Class	220	Information and communication	SCM [MRM]-Steering column module
Up to 08/2002	S-Class	220	Air conditioning	HSW-Heated steering wheel
As of 09/2002	S-Class	220	Body	EZS-Electronic ignition switch
As of 09/2002	S-Class	220	Body	SAM-FL-Front left signal
As of 09/2002	S-Class	220	Body	AB-Airbag
As of 09/2002	S-Class	220	Information and communication	SCM [MRM]-Steering column module
As of 09/2002	S-Class	220	Air conditioning	HSW-Heated steering wheel
ALL	S-Class	140	Chassis	SPS-Speed-sensitive power
ALL	CL	216	Drive	DTR-DISTRONIC
ALL	CL	216	Chassis	ABR-Adaptive Brake
ALL	CL	216	Chassis	EHPS-Electrohydraulic Power
ALL	CL	216	Body	AB-Airbag
ALL	CL	216	Body	Dr-side SAM-Driver signal acquisition and
ALL	CL	216	Information and communication	SCM [MRM]-Steering column module
ALL	CL	216	Information and communication	RFK-Backup camera (B84/3)
Up to 08/2002	CL	215	Body	EZS-Electronic ignition switch
Up to 08/2002	CL	215	Body	SAM-FL-Front left signal acquisition and
Up to 08/2002	CL	215	Information and communication	SCM [MRM]-Steering column module
Up to 08/2002	CL	215	Air conditioning	HSW-Heated steering wheel
As of 09/2002	CL	215	Body	EZS-Electronic ignition switch
As of 09/2002	CL	215	Body	SAM-FL-Front left signal acquisition and
As of 09/2002	CL	215	Body	AB-Airbag
As of 09/2002	CL	215	Information and communication	SCM [MRM]-Steering column module
As of 09/2002	CL	215	Air conditioning	HSW-Heated steering wheel
Up to 08/2006	MayBach	240	Body	AB-Airbag
Up to 08/2006	MayBach	240	Information and communication	SCM [MRM]-Steering column module
Up to 08/2006	MayBach	240	Air conditioning	HSW-Heated steering wheel
As of 09/2006	MayBach	240	Body	AB-Airbag
As of 09/2006	MayBach	240	Information and communication	SCM [MRM]-Steering column module

As of 09/2006	MayBach	240	Air conditioning	HSW-Heated steering wheel
Up to 08/2003	SL	230	Body	AB-Airbag
Up to 08/2003	SL	230	Information and communication	SCM [MRM]-Steering column module
Up to 08/2003	SL	230	Air conditioning	HSW-Heated steering wheel
From 09/2003 to	SL	230	Body	EZS-Electronic ignition switch
From 09/2003 to	SL	230	Body	AB-Airbag
From 09/2003 to 05/2006	SL	230	Information and communication	SCM [MRM]-Steering column module
From 09/2003 to	SL	230	Air conditioning	HSW-Heated steering wheel
From 06/2006 to	SL	230	Body	EZS-Electronic ignition switch
From 06/2006 to	SL	230	Body	AB-Airbag
From 06/2006 to 02/2008	SL	230	Information and communication	SCM [MRM]-Steering column module
From 06/2006 to	SL	230	Air conditioning	HSW-Heated steering wheel
As of 03/2008	SL	230	Body	EZS-Electronic ignition switch
As of 03/2008	SL	230	Body	AB-Airbag
As of 03/2008	SL	230	Information and communication	SCM [MRM]-Steering column module
As of 03/2008	SL	230	Air conditioning	HSW-Heated steering wheel
ALL	SLR	199	Body	AB-Airbag
ALL	SLR	199	Information and communication	SCM [MRM]-Steering column module
Up to 05/2005	SLK	171	Chassis	ESP-Electronic stability program
Up to 05/2005	SLK	171	Body	EZS-Electronic ignition switch
Up to 05/2005	SLK	171	Body	AB-Airbag
Up to 05/2005	SLK	171	Information and communication	SCM [MRM]-Steering column module
As of 06/2005	SLK	171	Chassis	ESP-Electronic stability program
As of 06/2005	SLK	171	Body	EZS-Electronic ignition switch
As of 06/2005	SLK	171	Body	AB-Airbag
As of 06/2005	SLK	171	Information and communication	SCM [MRM]-Steering column module
ALL	SLK	170 (16-pin diagnostic)	Chassis	ESP-Electronic stability program
ALL	SLK	170 (16-pin diagnostic)	Chassis	ESP-Electronic stability program
ALL	SLK	172	Chassis	EHPS-Electrohydraulic Power
ALL	SLK	172	Information and communication	SCCM-Steering column module (N80)
ALL	GLK	X204	Chassis	ABR-AdaptiVe Brake
ALL	GLK	X204	Chassis	EHPS-Electrohydraulic Power
ALL	GLK	X204	Chassis	ES-Electrical power steering
ALL	GLK	X204	Information and communication	ES-Electrical power steering
ALL	GLK	X204	Information and communication	RFK-Backup camera (B84/3)

ALL	GLK	X204	Information and communication	SCM [MRM]-Steering column module
ALL	GLK	X204	Information and communication	SCCM-Steering column module (N80)
ALL	M-Class	164	Chassis	ESP-Electronic stability program
ALL	M-Class	164	Chassis	EHPS-Electrohydraulic Power
ALL	M-Class	164	Chassis	RBS-Brake system
ALL	M-Class	164	Body	AB-Airbag
ALL	M-Class	164	Information and communication	SCM [MRM]-Steering column module
ALL	M-Class	164	Air conditioning	HSW-Heated steering wheel
ALL	M-Class	163	Chassis	ESP-Electronic stability program
ALL	M-Class	166	Chassis	ES-Electrical power steering
Up to 03/2004	G-Class	463 (16-pin diagnostic)	Body	EZS-Electronic ignition switch
Up to 03/2004	G-Class	463 (16-pin diagnostic)	Body	EZS-Electronic ignition switch
Up to 03/2004	G-Class	463 (16-pin diagnostic)	Information and communication	SCM [MRM]-Steering column module
Up to 03/2004	G-Class	463 (16-pin diagnostic)	Information and communication	SCM [MRM]-Steering column module
Up to 03/2004	G-Class	463 (16-pin diagnostic)	Air conditioning	HSW-Heated steering wheel
From 04/2004 to	G-Class	463 (16-pin diagnostic)	Body	EZS-Electronic ignition switch
From 04/2004 to 08/2006	G-Class	463 (16-pin diagnostic)	Information and communication	SCM [MRM]-Steering column module
From 04/2004 to 08/2006	G-Class	463 (16-pin diagnostic)	Information and communication	SCM [MRM]-Steering column module
From 04/2004 to	G-Class	463 (16-pin diagnostic)	Air conditioning	HSW-Heated steering wheel
From 09/2006 to	G-Class	463 (16-pin diagnostic)	Body	EZS-Electronic ignition switch
From 09/2006 to 02/2007	G-Class	463 (16-pin diagnostic)	Information and communication	SCM [MRM]-Steering column module
From 09/2006 to 02/2007	G-Class	463 (16-pin diagnostic)	Information and communication	SCM [MRM]-Steering column module
From 09/2006 to	G-Class	463 (16 pin diagnostic)	Air conditioning	HSW-Heated steering wheel
As of 03/2007	G-Class	463 (16-pin diagnostic)	Body	EZS-Electronic ignition switch
As of 03/2007	G-Class	463 (16-pin diagnostic)	Information and communication	SCM [MRM]-Steering column module
As of 03/2007	G-Class	463 (16-pin diagnostic)	Information and communication	SCM [MRM]-Steering column module
As of 03/2007	G-Class	463 (16-pin diagnostic)	Air conditioning	HSW-Heated steering wheel
ALL	GL-Class	X 164	Chassis	ESP-Electronic stability program
ALL	GL-Class	X 164	Chassis	EHPS-Electrohydraulic Power
ALL	GL-Class	X 164	Body	AB-Airbag
ALL	GL-Class	X 164	Information and communication	SCM [MRM]-Steering column module
ALL	GL-Class	X 164	Air conditioning	HSW-Heated steering wheel
ALL	R-Class	251	Chassis	ESP-Electronic stability program
ALL	R-Class	251	Chassis	EHPS-Electrohydraulic Power
ALL	R-Class	251	Body	AB-Airbag

ALL	R-Class	251	Information and communication	SCM [MRM]-Steering column module
ALL	R-Class	251	Air conditioning	HSW-Heated steering wheel
ALL	E-Class	212	Chassis	ES-Electrical power steering
ALL	E-Class	212	Information and communication	ES-Electrical power steering
ALL	E-Class	212	Information and communication	RFK-Backup camera (B84/3)
ALL	E-Class	212	Information and communication	SCCM-Steering column module (NSO)
ALL	E-Class	212	Air conditioning	LRH-Steering wheel heater
ALL	E-Class	207	Chassis	ES-Electrical power steering
ALL	E-Class	207	Information and communication	ES-Electrical power steering
ALL	E-Class	207	Information and communication	RFK-Backup camera (B84/3)
ALL	E-Class	207	Information and communication	SCCM-Steering column module (NSO)
ALL	SLS	197	Chassis	EHPS-Electrohydraulic Power
ALL	SLS	197	Information and communication	SCM [MRM]-Steering column module
ALL	SLS	197	Information and communication	SCCM-Steering column module (NSO)
ALL	CLA	117	Chassis	ES-Electrical power steering
ALL	A-Class	176	Chassis	ES-Electrical power steering
ALL	SL	231	Information and communication	ES-Electrical power steering

Function List

YEAR	Vehicle Type	System Name
before 2014	BUGATTI	ABS Brakes
before 2014	BUGATTI	Steering Assist
before 2014	BUGATTI	Steering Wheel

Function List

Auto Maker:Chrysler
Version:V2.00

YEAR	VehicleType	Control unit
2005	300, Magnum, 300, Magnum, Charger	ABS
2005	Grand Cherokee	ABS
2006	300, Magnum, 300, Magnum, Charger	ABS
2006	PT Cruiser	ABS
2007	PT Cruiser	ABS
2007	Sprinter	EISCGW
2008	PT Cruiser	ABS
2008	Sprinter	EISCGW
2009	PT Cruiser	ABS
2009	Sprinter	EISCGW
2010	PT Cruiser	ABS
2011	Ram Truck	HSM
2011	Unknown, Van	HSM
2011	Durango	HSM
2011	Grand Cherokee	HSM
2011	Ram 3500 Pickup	HSM
2011	Ram 3500 Cab Chassis	HSM
2011	Ram 2500	HSM
2011	Ram 4500/5500	HSM
2011	Ram 1500	HSM
2011	Ram (Mexico)	HSM
2011	Ypsilon	EPS
2011	Routan	HSM
2011	Town & Country / Caravan	HSM
2011	Durango (Post-2011)	HSM
2012	Ram Truck	HSM
2012	Unknown, Van	HSM
2012	Durango	HSM
2012	Grand Cherokee	HSM
2012	Ram 3500 Pickup	HSM
2012	Ram 3500 Cab Chassis	HSM
2012	Ram 2500	HSM
2012	Ram 4500/5500	HSM
2012	Ram 1500	HSM
2012	Ram (Mexico)	HSM
2012	500	EPS
2012	Dart	ABS
2012	Routan	HSM
2012	Town & Country / Caravan	HSM

2012	Durango (Post-2011)	HSM
2013	Ram 1500	EPS
2013	Ram (Mexico)	EPS
2013	Dart	ABS
2013	Routan	HSM
2013	Town & Country / Caravan	HSM
2013	Durango (Post-2011)	HSM
2013	Grand Cherokee	HSM
2014	Ram 1500	EPS
2014	Ram (Mexico)	EPS
2014	Dart	ABS
2014	Routan	HSM
2014	Town & Country / Caravan	HSM
2014	Durango (Post-2011)	EPS
2015	Ram 1500	EPS
2015	Ram (Mexico)	EPS
2015	Dart	ABS
2015	Town & Country / Caravan	HSM
2015	Durango (Post-2011)	EPS

Function List

AutoMaker:7]fcYb

Version:V1.20

Vehicle Type	System Name	ECU Name
BERLINGO (B9)	ABS	ESPS. 1
BERLINGO 2	ABS	ESP BOSCH5. 7
BERLINGO 2	ABS	ESPS. 1
C2	ABS	ESP MK60
C2	ABS	ESP MK60
C2	ABS	ESP MK60-0
C3	ABS	ESP MK60
C3 PICASSO	ABS	ESP MK60
C3 PICASSO Ai58	ABS	ESPMK60 0
C3 PLURIEL	ABS	ESP MK60
C3 PLURIEL	ABS	ESP MK60-0
C3 R	ABS	ESP MK60
C4	ABS	ESPS BOSCH
C4	ABS	ESPS. 1
C4 PICASSO	ABS	ESPS. 1
C4 SEDAN	ABS	ESPS BOSCH
C4 SEDAN	ABS	ESPS. 1
C4Aircross	ABS	ESP 4x4
C4Aircross	Streeing wheel angle	CAV
C5 (X7)	ABS	ESPS. 1
C5 (X73C)	ABS	ESPS. 1
C5 R	ABS	ESP MK60
C6	ABS	ESP VSC440
C6	ABS	ESPS. 1
CS	ABS	ESP BOSCH5. 7
CS	ABS	ESPS BOSCH
CS	ABS	ESPS. 1
C-QUATRE 4	ABS	ESPS. 1
C-QUATRE 5	ABS	ESPS. 1
C-TRIOMPHE	ABS	ESPS BOSCH
C-TRIOMPHE	ABS	ESPS. 1
C-ZERO	ABS	ASC
C-ZERO	Steering wheel angle	SAS

DS4/C4 (B7)	ABS	ABS81
DS4/C4 (B7)	ABS	81 ESP
DS5	ABS	ESP81
JUMPY 3	ABS	ESPS BOSCH
JUMPY 3	ABS	ESPS. 1
XSARA 2 (RP0>9001)	ABS	ESP BOSCH5. 7
XSARA PICASSO (RP0<9002)	ABS	ESP BOSCH5. 7
XSARA PICASSO/XSARA	ABS	ESP BOSCH5. 7
PICASSO CHINE XSARA PICASSO/XSARA	ABS	ESPS BOSCH
PICASSO CHINE XSARA PICASSO/XSARA	ABS	ESPS. 1
PICASSO CHINE		

Function List

AutoMaker: Fiat

Version: V2.00

Model	Version	Group	System
PUNTO (188)	'03 1.2 16V	Safety	Delphi Electric steering
PUNTO (188)	'03 1.2 8V	Safety	Delphi Electric steering
PUNTO (188)	'03 1.3 JTD	Safety	Delphi Electric steering
PUNTO (188)	'03 1.4 16V	Safety	Delphi Electric steering
PUNTO (188)	'03 1.8 16V	Safety	Delphi Electric steering
PUNTO (188)	'03 1.9 JTD	Safety	Delphi Electric steering
PUNTO (188)	'03 BIPOWER	Safety	Delphi Electric steering
PUNTO (188)	'99 1.2 16V	Safety	Delphi Electric steering
PUNTO (188)	'99 1.2 8V	Safety	Delphi Electric steering
PUNTO (188)	'99 1.8 16V	Safety	Delphi Electric steering
PUNTO (188)	'99 1.9 D	Safety	Delphi Electric steering
PUNTO (188)	'99 1.9 JTD	Safety	Delphi Electric steering
PUNTO VAN	'03 1.2 8V	Safety	Delphi Electric steering
PUNTO VAN	'03 1.3 JTD	Safety	Delphi Electric steering
PUNTO VAN	'03 BIPOWER	Safety	Delphi Electric steering
DUCATO (250)	2.2 JTD	Safety	SAGEM SpeedPro power steering
DUCATO (250)	2.3 JTD	Safety	SAGEM SpeedPro power steering
DUCATO (250)	3.0 16V CNG	Safety	SAGEM SpeedPro power steering
DUCATO (250)	3.0 JTD	Safety	SAGEM SpeedPro power steering
DUCATO (250)	MINIBUS 16+1	Safety	SAGEM SpeedPro power steering
DUCATO (250)	MINIBUS 3.0 16V	Safety	SAGEM SpeedPro power steering
STILO	1.2 16V	Safety	TRW steering lock
STILO	1.4 16V	Safety	TRW steering lock
STILO	1.6 16V	Safety	TRW steering lock
STILO	1.8 16V	Safety	TRW steering lock
STILO	1.8 8V	Safety	TRW steering lock
STILO	1.9 JTD	Safety	TRW steering lock
STILO	1.9 JTD 16V	Safety	TRW steering lock
STILO	2.4 20V	Safety	TRW steering lock
STILO	SELESPEED	Safety	TRW steering lock
STILO VAN	1.9 JTD 16V	Safety	TRW steering lock
ULYSSE '02	2.0 16V	Safety	Bosch 5.7 ESP PSA ABS
ULYSSE '02	2.0 JTD 16V	Safety	Bosch 5.7 ESP PSA ABS
ULYSSE '02	2.2 JTD 16V	Safety	Bosch 5.7 ESP PSA ABS
ULYSSE '02	3.0 V6 24V	Safety	Bosch 5.7 ESP PSA ABS
PANDA (169)	'03 1.1 8V	Safety	DELPHI Electric Steering
PANDA (169)	'03 1.2 8V	Safety	DELPHI Electric Steering
PANDA (169)	'03 1.3 JTD	Safety	DELPHI Electric Steering
PANDA (169)	'06 1.4 16V	Safety	DELPHI Electric Steering
PANDA (169)	'07 BIPOWER	Safety	DELPHI Electric Steering
PANDA (169)	'10 NATURAL	Safety	DELPHI Electric Steering
PANDA VAN	'03 1.1 8V	Safety	DELPHI Electric Steering
PANDA VAN	'03 1.2 8V	Safety	DELPHI Electric Steering
PANDA VAN	'03 1.3 JTD	Safety	DELPHI Electric Steering
PANDA VAN	'07 BIPOWER	Safety	DELPHI Electric Steering
PANDA VAN	'10 NATURAL	Safety	DELPHI Electric Steering
IDEA	1.2 16V	Safety	TRW 1 Power Steering
IDEA	1.3 JTD	Safety	TRW 1 Power Steering
IDEA	1.4 16V	Safety	TRW 1 Power Steering
IDEA	1.4 8V	Safety	TRW 1 Power Steering
IDEA	1.6 MJET 16V	Safety	TRW 1 Power Steering
IDEA	1.9 JTD	Safety	TRW 1 Power Steering
STILO	1.2 16V	Safety	TRW 1 Power Steering
STILO	1.4 16V	Safety	TRW 1 Power Steering
STILO	1.6 16V	Safety	TRW 1 Power Steering
STILO	1.8 16V	Safety	TRW 1 Power Steering
STILO	1.8 8V	Safety	TRW 1 Power Steering
STILO	1.9 JTD	Safety	TRW 1 Power Steering
STILO	1.9 JTD 16V	Safety	TRW 1 Power Steering
STILO	2.4 20V	Safety	TRW 1 Power Steering

STILO	SELESPEED	Safety	TRW 1 Power Steering
IDEA VAN	1.3JTD	Safety	TRW 1 Power Steering
IDEA VAN	1.4 16V	Safety	TRW 1 Power Steering
STILO VAN	1.9 JTD 16V	Safety	TRW 1 Power Steering
IDEA	1.3 JTD	Engine -	Marelli Automatic Gearbox SELESPEED CFC208F (1)
PERLA	1.7 8V	Engine -	Marelli Automatic Gearbox SELESPEED
PUNTO (188)	'03 1.3 JTD	Engine -	Marelli Automatic Gearbox SELESPEED
IDEA VAN	1.3JTD	Engine -	Marelli Automatic Gearbox SELESPEED
PUNTO VAN	'03 1.3 JTD	Engine -	Marelli Automatic Gearbox SELESPEED
CROMA (194)	1.8 16V	Safety	Poor Steering TRW 2
CROMA (194)	1.9 MJET 16V	Safety	Poor Steering TRW 2
CROMA (194)	1.9 MJET 8V	Safety	Poor Steering TRW 2
CROMA (194)	2.2 16V	Safety	Poor Steering TRW 2
CROMA (194)	2.4 MJET 20V	Safety	Poor Steering TRW 2
CROMA (194)	1.8 16V	Safety	Steering Lock TRW 2
CROMA (194)	1.9 MJET 16V	Safety	Steering Lock TRW 2
CROMA (194)	1.9 MJET 8V	Safety	Steering Lock TRW 2
CROMA (194)	2.2 16V	Safety	Steering Lock TRW 2
CROMA (194)	2.4 MJET 20V	Safety	Steering Lock TRW 2
ULYSSE (179)	2.0 JTD 16V	Safety	HPI Power steering
ULYSSE (179)	2.2 JTD 16V	Safety	HPI Power steering
SCUDO (272)	1.6 JTD 16V	Safety	HPI Power steering
SCUDO (272)	2.0 JTD 16V	Safety	HPI Power steering
ULYSSE VAN	2.0 JTD 16V	Safety	HPI Power steering
ULYSSE (179)	2.0 JTD 16V	Safety	PSA Bosch ABS 8 ESP (CAN)
ULYSSE (179)	2.2 JTD 16V	Safety	PSA Bosch ABS 8 ESP (CAN)
ULYSSE VAN	2.0 JTD 16V	Safety	PSA Bosch ABS 8 ESP (CAN)
500	0.9 TURBO TWIN	Safety	Bosch ABS 8 ESP (EP)
500	1.2 8V	Safety	Bosch ABS 8 ESP (EP)
500	1.3 JTD	Safety	Bosch ABS 8 ESP (EP)
500	1.4 16V	Safety	Bosch ABS 8 ESP (EP)
GRANDE PUNTO	1.2 8V	Safety	Bosch ABS 8 ESP (EP)
GRANDE PUNTO	1.3 MJET 16V	Safety	Bosch ABS 8 ESP (EP)
GRANDE PUNTO	1.4 16V	Safety	Bosch ABS 8 ESP (EP)
GRANDE PUNTO	1.4 8V	Safety	Bosch ABS 8 ESP (EP)
GRANDE PUNTO	1.4 TURBO 16V	Safety	Bosch ABS 8 ESP (EP)
GRANDE PUNTO	1.9 MJET 8V	Safety	Bosch ABS 8 ESP (EP)
QUBO	1.3 JTD	Safety	Bosch ABS 8 ESP (EP)
QUBO	1.4 8V	Safety	Bosch ABS 8 ESP (EP)
FIORINO (225)	1.3 JTD	Safety	Bosch ABS 8 ESP (EP)
FIORINO (225)	1.4 8V	Safety	Bosch ABS 8 ESP (EP)
GRANDE PUNTO VAN	1.3 MJET 16V	Safety	Bosch ABS 8 ESP (EP)
GRANDE PUNTO VAN	1.4 8V	Safety	Bosch ABS 8 ESP (EP)
SEDICI	1.6 16V	Safety	Mitsubishi SZK Electric Steering
SEDICI	1.9 MJET 8V	Safety	Mitsubishi SZK Electric Steering
SEDICI	2.0 MJET 16V	Safety	Mitsubishi SZK Electric Steering
BRAVO (198)	1.4 16V	Safety	TRW 3 Electric Steering
BRAVO (198)	1.4 TURBO 16V	Safety	TRW 3 Electric Steering
BRAVO (198)	1.6 MJET 16V	Safety	TRW 3 Electric Steering
BRAVO (198)	1.9 MJET 16V	Safety	TRW 3 Electric Steering
BRAVO (198)	1.9 MJET 8V	Safety	TRW 3 Electric Steering
BRAVO (198)	2.0 MJET 16V	Safety	TRW 3 Electric Steering
IDEA	1.2 16V	Safety	TRW 3 Electric Steering
IDEA	1.3JTD	Safety	TRW 3 Electric Steering
IDEA	1.4 16V	Safety	TRW 3 Electric Steering
IDEA	1.4 BY	Safety	TRW 3 Electric Steering
IDEA	1.6 MJET 16V	Safety	TRW 3 Electric Steering
IDEA	1.9 JTD	Safety	TRW 3 Electric Steering
STILO	1.4 16V	Safety	TRW 3 Electric Steering
STILO	1.6 16V	Safety	TRW 3 Electric Steering
STILO	1.B 16V	Safety	TRW 3 Electric Steering
STILO	1.9 JTD	Safety	TRW 3 Electric Steering
STILO	1.9 JTD 16V	Safety	TRW 3 Electric Steering
BRAVO VAN	1.6 MJET 16V	Safety	TRW 3 Electric Steering
IDEA VAN	1.3JTD	Safety	TRW 3 Electric Steering
IDEA VAN	1.4 16V	Safety	TRW 3 Electric Steering
STILO VAN	1.9JTD 16V	Safety	TRW 3 Electric Steering
500	0.9 TURBO TWIN	Safety	DELPHI (EP) 2 Power Steering
500	1.2 BY	Safety	DELPHI (EP) 2 Power Steering

500	1.3 JTD	Safety	DELPHI (EP) 2 Power Steering
500	1.4 16V	Safety	DELPHI (EP) 2 Power Steering
GRANDE PUNTO	1.2 BY	Safety	DELPHI (EP) 2 Power Steering
GRANDE PUNTO	1.3 MJET 16V	Safety	DELPHI (EP) 2 Power Steering
GRANDE PUNTO	1.4 16V	Safety	DELPHI (EP) 2 Power Steering
GRANDE PUNTO	1.4 BY	Safety	DELPHI (EP) 2 Power Steering
GRANDE PUNTO	1.4 TURBO 16V	Safety	DELPHI (EP) 2 Power Steering
GRANDE PUNTO	1.9 MJET BY	Safety	DELPHI (EP) 2 Power Steering
GRANDE PUNTO VAN	1.3 MJET 16V	Safety	DELPHI (EP) 2 Power Steering
GRANDE PUNTO VAN	1.4 BY	Safety	DELPHI (EP) 2 Power Steering
IDEA	1.4 16V	Engine -	Marelli SELESPEED CFC32B Automatic
IDEA VAN	1.4 16V	Engine -	Marelli SELESPEED CFC32B Automatic
GRANDE PUNTO	1.3 MJET 16V	Engine -	Marelli SELESPEED CFC300 (EP)Automatic
PUNTO EVO (199)	1.3 MJET 16V	Engine -	Marelli SELESPEED CFC300 (EP)Automatic
QUBO	1.3 JTD	Engine -	Marelli SELESPEED CFC300 (EP)Automatic
FIORINO (225)	1.3 JTD	Engine -	Marelli SELESPEED CFC300 (EP)Automatic
GRANDE PUNTO VAN	1.3 MJET 16V	Engine -	Marelli SELESPEED CFC300 (EP)Automatic
PUNTO EVO VAN	1.3 MJET 16V	Engine -	Marelli SELESPEED CFC300 (EP)Automatic
BRAVO (19B)	1.4 TURBO 16V	Engine -	Marelli SELESPEED CFC300 Automatic
BRAVO (19B)	1.6 MJET 16V	Engine -	Marelli SELESPEED CFC300 Automatic
LINEA	1.3JTD	Engine -	Marelli SELESPEED CFC300 Automatic
BRAVO VAN	1.6 MJET 16V	Engine -	Marelli SELESPEED CFC300 Automatic
SCUDO (272)	1.6JTD 16V	Safety	Bosch ABS B PSA (CAN)
SCUDO (272)	2.0 JTD 16V	Safety	Bosch ABS B PSA (CAN)
SCUDO (272)	1.6 JTD 16V	Safety	Bosch ABS B ESP PSA 2 (CAN)
SCUDO (272)	2.0 JTD 16V	Safety	Bosch ABS B ESP PSA 2 (CAN)
LINEA	1.9 16V	Engine -	Automatic Gearbox Marelli SELESPEED
500	0.9 TURBO TWIN	Engine -	Automatic Gearbox Marelli SELESPEED
500	1.2 BY	Engine -	Automatic Gearbox Marelli SELESPEED
500	1.4 16V	Engine -	Automatic Gearbox Marelli SELESPEED
GRANDE PUNTO	1.4 BY	Engine -	Automatic Gearbox Marelli SELESPEED
PUNTO EVO (199)	1.4 BY	Engine -	Automatic Gearbox Marelli SELESPEED
GRANDE PUNTO VAN	1.4 BY	Engine -	Automatic Gearbox Marelli SELESPEED
PUNTO EVO VAN	1.4 BY	Engine -	Automatic Gearbox Marelli SELESPEED
DUCATO (250)	3.0 JTD	Engine -	Automatic Gearbox Marelli SELESPEED
DUCATO (250)	MINIBUS 16+1	Engine -	Automatic Gearbox Marelli SELESPEED
SCUDO (272)	1.6 JTD 16V	Safety	ABS Bosch B.1 PSA (CAN)
SCUDO (272)	2.0 JTD 16V	Safety	ABS Bosch B.1 PSA (CAN)
ULYSSE (179)	2.0 JTD 16V	Safety	Bosch ABS B.1 ESP PSA (CAN)
ULYSSE (179)	2.2 JTD 16V	Safety	Bosch ABS B.1 ESP PSA (CAN)
SCUDO (272)	1.6JTD 16V	Safety	Bosch ABS B.1 ESP PSA (CAN)
SCUDO (272)	2.0 JTD 16V	Safety	Bosch ABS B.1 ESP PSA (CAN)
ULYSSE VAN	2.0 JTD 16V	Safety	Bosch ABS B.1 ESP PSA (CAN)
GRANDE PUNTO	1.2 8V	Safety	DELPHI (EP) 3 Electric Steering
GRANDE PUNTO	1.3 MJET 16V	Safety	DELPHI (EP) 3 Electric Steering
GRANDE PUNTO	1.4 16V	Safety	DELPHI (EP) 3 Electric Steering
GRANDE PUNTO	1.4 8V	Safety	DELPHI (EP) 3 Electric Steering
GRANDE PUNTO	1.4 TURBO 16V	Safety	DELPHI (EP) 3 Electric Steering
GRANDE PUNTO	1.6 MJET 16V	Safety	DELPHI (EP) 3 Electric Steering
GRANDE PUNTO	1.9 MJET 8V	Safety	DELPHI (EP) 3 Electric Steering
PUNTO EVO (199)	1.2 8V	Safety	DELPHI (EP) 3 Electric Steering
PUNTO EVO (199)	1.3 MJET 16V	Safety	DELPHI (EP) 3 Electric Steering
PUNTO EVO (199)	1.4 16V M.AIR	Safety	DELPHI (EP) 3 Electric Steering
PUNTO EVO (199)	1.4 8V	Safety	DELPHI (EP) 3 Electric Steering
PUNTO EVO (199)	1.4 TURBO 16V	Safety	DELPHI (EP) 3 Electric Steering
PUNTO EVO (199)	1.6 MJET 16V	Safety	DELPHI (EP) 3 Electric Steering
GRANDE PUNTO VAN	1.3 MJET 16V	Safety	DELPHI (EP) 3 Electric Steering
GRANDE PUNTO VAN	1.4 8V	Safety	DELPHI (EP) 3 Electric Steering
PUNTO EVO VAN	1.3 MJET 16V	Safety	DELPHI (EP) 3 Electric Steering
PUNTO EVO VAN	1.4 8V	Safety	DELPHI (EP) 3 Electric Steering
GRANDE PUNTO	1.2 8V	Safety	Bosch ABS 8 ESP (EP) 2
GRANDE PUNTO	1.3 MJET 16V	Safety	Bosch ABS 8 ESP (EP)2
GRANDE PUNTO	1.4 16V	Safety	Bosch ABS 8 ESP (EP) 2
GRANDE PUNTO	1.4 8V	Safety	Bosch ABS 8 ESP (EP) 2
GRANDE PUNTO	1.4 TURBO 16V	Safety	Bosch ABS 8 ESP (EP) 2
GRANDE PUNTO	1.6 MJET 16V	Safety	Bosch ABS 8 ESP (EP) 2
GRANDE PUNTO	1.9 MJET 8V	Safety	Bosch ABS 8 ESP (EP)2
PUNTO EVO (199)	1.2 8V	Safety	Bosch ABS 8 ESP (EP) 2
PUNTO EVO (199)	1.3 MJET 16V	Safety	Bosch ABS 8 ESP (EP)2

PUNTO EVO (199)	1.4 16V M.AIR	Safety	Bosch ABS 8 ESP (EP) 2
PUNTO EVO (199)	1.4 8V	Safety	Bosch ABS 8 ESP (EP) 2
PUNTO EVO (199)	1.4 TURBO 16V	Safety	Bosch ABS 8 ESP (EP) 2
PUNTO EVO (199)	1.6 MJET 16V	Safety	Bosch ABS 8 ESP (EP) 2
GRANDE PUNTO VAN	1.3 MJET 16V	Safety	Bosch ABS 8 ESP (EP) 2
GRANDE PUNTO VAN	1.4 8V	Safety	Bosch ABS 8 ESP (EP) 2
PUNTO EVO VAN	1.3 MJET 16V	Safety	Bosch ABS 8 ESP (EP) 2
PUNTO EVO VAN	1.4 8V	Safety	Bosch ABS 8 ESP (EP) 2
IDEA	1.3 JTD	Engine -	Automatic Gearbox Marelli SELESPEED
IDEA VAN	1.3 JTD	Engine -	Automatic Gearbox Marelli SELESPEED
DOBLO' (152)	1.3 MJET 16V	Safety	Continental MK60EC ABS (EP)
DOBLO' (152)	1.4 16V	Safety	Continental MK60EC ABS (EP)
DOBLO' (152)	1.6 MJET 16V	Safety	Continental MK60EC ABS (EP)
DOBLO' (152)	2.0 MJET 16V	Safety	Continental MK60EC ABS (EP)
DOBLO' (152)	NATURAL POWER	Safety	Continental MK60EC ABS (EP)
DOBLO' (263)	1.3 MJET 16V	Safety	Continental MK60EC ABS (EP)
DOBLO' (263)	1.4 16V	Safety	Continental MK60EC ABS (EP)
DOBLO' (263)	1.6 MJET 16V	Safety	Continental MK60EC ABS (EP)
DOBLO' (263)	2.0 MJET 16V	Safety	Continental MK60EC ABS (EP)
DOBLO' (263)	NATURAL POWER	Safety	Continental MK60EC ABS (EP)
DOBLO' (152)	1.6 MJET 16V	Engine -	Automatic Gearbox Marelli SELESPEED
QUBO	1.3 JTD	Engine -	Automatic Gearbox Marelli SELESPEED
DOBLO' (263)	1.6 MJET 16V	Engine -	Automatic Gearbox Marelli SELESPEED
FIORINO (225)	1.3JTD	Engine -	Automatic Gearbox Marelli SELESPEED
DUCATO FL (250)	2.0 JTD	Safety	Bosch ABS 9 ESP (EP) 2
DUCATO FL (250)	2.3 JTD	Safety	Bosch ABS 9 ESP (EP) 2
DUCATO FL (250)	3.0 JTD	Safety	Bosch ABS 9 ESP (EP) 2
DUCATO FL (250)	2.0 JTD	Safety	Bosch ABS 9 (EP)
DUCATO FL (250)	2.3 JTD	Safety	Bosch ABS 9 (EP)
DUCATO FL (250)	3.0 JTD	Safety	Bosch ABS 9 (EP)
DUCATO FL (250)	2.3 JTD	Engine -	Automatic Gearbox Marelli SELESPEED
DUCATO FL (250)	3.0 JTD	Engine -	Automatic Gearbox Marelli SELESPEED
PUNTO EVO (199)	0.9 TURBO TWIN	Safety	ABS Bosch 9 ESP (EP) 2
PUNTO EVO (199)	1.2 sv	Safety	ABS Bosch 9 ESP (EP) 2
PUNTO EVO (199)	1.3 MJET 16V	Safety	ABS Bosch 9 ESP (EP) 2
PUNTO EVO (199)	1.4 16V M.AIR	Safety	ABS Bosch 9 ESP (EP) 2
PUNTO EVO (199)	1.4 sv	Safety	ABS Bosch 9 ESP (EP) 2
PUNTO EVO (199)	1.4 TURBO 16V	Safety	ABS Bosch 9 ESP (EP) 2
PUNTO EVO (199)	1.6 MJET 16V	Safety	ABS Bosch 9 ESP (EP) 2
PUNTO EVO VAN	1.3 MJET 16V	Safety	ABS Bosch 9 ESP (EP) 2
PUNTO EVO VAN	1.4 sv	Safety	ABS Bosch 9 ESP (EP) 2
Mito	2008		EPS
Punta EVO	2009		EPS
500L	2012		EPS
Viaggio	2012		EPS
500	2012		EPS
Panda	2012		EPS
500	2013		EPS
500	2014		EPS

Function List

AutoMaker:Ford
Version:V2.00

Vehicle	Capacity	EngineType	Year	Module
F-150	6.2L	2V	2010 - 2012	ABS
F-150	6.2L	2V	2011 - 2012	PSCM
Fiesta	1. 25L	DURATEC 16V	2002 - 2006	ABSITCS
Fiesta	1. 25L	DURATEC 16V	2008	ABS
Fiesta	1. 25L	DURATEC 16V	2008	PSCM
Fiesta	1. 3L	BZ	2008	ABS
Fiesta	1. 3L	BZ	2008	PSCM
Fiesta	1. 3L	DURATEC 8V	2002 - 2006	ABSITCS
Fiesta	1. 4L	DURATEC 16V	2002 - 2006	ABSITCS
Fiesta	1. 4L	Duratorq Turbo Diesel Common Rail Injection	2002 - 2006	ABSITCS
Fiesta	1. 4L	Duratora Turbo Diesel Common Rail Iniection	2008	ABS
Fiesta	1. 4L	Duratorq Turbo Diesel Common Rail Injection	2008	PSCM
Fiesta	1. 4L	Duratora Turbo Diesel Common Rail Iniection	2008	ABS
Fiesta	1. 4L	Duratorq Turbo Diesel Common Rail Injection	2008	PSCM
Fiesta	1. 5L	BZ	2008	ABS
Fiesta	1. 5L	BZ	2008	PSCM
Fiesta	1. 5L	Duratora Turbo Diesel Common Rail Iniection	2008	ABS
Fiesta	1. 5L	Duratorq Turbo Diesel Common Rail Injection	2008	PSCM
Fiesta	1. 6L	DURATEC 16V	2002 - 2006	ABSITCS
Fiesta	1. 6L	DURATEC VCT	2008	ABS
Fiesta	1. 6L	DURATEC VCT	2008	PSCM
Fiesta	1. 6L	Duratorq Turbo Diesel Common Rail Injection	2002 - 2006	ABSITCS
Fiesta	1. 6L	Duratora Turbo Diesel Common Rail Iniection	2008	ABS
Fiesta	1. 6L	Duratorq Turbo Diesel Common Rail Injection	2008	PSCM
Fiesta	1. 6L	Duratora Turbo Diesel Common Rail Iniection	2008	ABS
Fiesta	1. 6L	Duratorq Turbo Diesel Common Rail Injection	2008	PSCM
Fiesta	1. 6L	Sigma	2011 - 2012	ABS
Fiesta	1. 6L	Sigma	2011 - 2012	PSCM
Fiesta	1. 6L	TDCi ECO II	2008	ABS
Fiesta	1. 6L	TDCi ECO II	2008	PSCM

Fiesta	1. 6L	TiVCT	2008 - 2013	ABS
Fiesta	1. 6L	TiVCT	2008 - 2013	PSCM
Fiesta 3-Door	1. 25L	DURATEC 16V	2002 - 2006	ABSITCS
Fiesta 3-Door	1. 3L	DURATEC 8V	2002 - 2006	ABSITCS
Fiesta 3-Door	1. 4L	DURATEC 16V	2002 - 2006	ABSITCS
Fiesta 3-Door	1. 4L	Duratorq Turbo Diesel Common Rail Injection	2002 - 2006	ABSITCS
Fiesta 3-Door	1. 6L	DURATEC 16V	2002 - 2006	ABSITCS
Fiesta 3-Door	1. 6L	Duratorq Turbo Diesel Common Rail Injection	2002 - 2006	ABSITCS
Fiesta 3 Door	2.0L	DURATEC HE / I4	2002 2006	ABSITCS
Flex	3.5L	4V	2009 - 2012	ABS
Flex	3.5L	EcoBoost - Gas Turbocharged Direct Iniection	2010 - 2012	ABS
Focus	1. 0L	EcoBoost - Gas Turbocharged Direct Iniection	2011	ABS
Focus	1. 0L	EcoBoost - Gas Turbocharged Direct Iniection	2011	PSCM
Focus	1. 4L	DURATEC 16V	2003 - 2008	ABS
Focus	1. 4L	Zetec SE	2002	ABSITCS
Focus	1. 6L	BZ	2005	ABS
Focus	1. 6L	DURATEC 16V	2003 - 2008	ABS
Focus	1. 6L	DURATEC VCT	2003 - 2011	ABS
Focus	1. 6L	Duratora Turbo Diesel Common Rail Iniection	2003 2011	ABS
Focus	1. 6L	Duratorq Turbo Diesel Common Rail Injection	2008	ABS
Focus	1. 6L	EcoBoost Gas Turbocharged Direct Iniection	2011	ABS
Focus	1. 6L	EcoBoost - Gas Turbocharged Direct Iniection	2011	PSCM
Focus	1. 6L	FFV	2007 - 2009	ABSITCS
Focus	1. 6L	FFV	2010	ABS
Focus	1. 6L	OHC	2009	ABSITCS
Focus	1. 6L	Sigma	2010	ABS
Focus	1. 6L	TDCi ECO III	2011	ABS
Focus	1. 6L	TDCi ECO III	2011	PSCM
Focus	1. 6L	Zetec	2002	ABSITCS
Focus	1. 6L	Zetec Rocam	2002	ABSITCS
Focus	1. 6L	Zetec-SE	2002	ABSITCS
Focus	1. 8L	DURATEC HE / I4	2003 2008	ABS
Focus	1. 8L	Duratora Turbo Diesel Common Rail Iniection	2002	ABSITCS
Focus	1. 8L	Duratorq Turbo Diesel Common Rail Injection	2003 - 2008	ABS
Focus	1. 8L	Endura DI	2002	ABSITCS

Focus	1. 8L	Zetec	2002	ABS/TCS
Focus	2. 0L	DURATEC 16V	2005	ABS/TCS
Focus	2. 0L	DURATEC-HE / I4	2003 - 2011	ABS
Focus	2. 0L	Duratorq Turbo Diesel Common Rail Injection	2003 - 2011	ABS
Focus	2. 0L	EcoBoost - Gas Turbocharged Direct Injection	2011 - 2013	ABS
Focus	2. 0L	EcoBoost - Gas Turbocharged Direct Injection	2011 - 2013	PSCM
Focus	2. 0L	FFV	2010	ABS
Focus	2. 0L	Gasoline_Direct_injection	2011 - 2012	ABS
Focus	2. 0L	Gasoline_Direct_injection	2011 - 2012	PSCM
Focus	2. 0L	SPI	2002 - 2004	ABS/TCS
Focus	2. 0L	ZETEC ST	2002 - 2004	ABS/TCS
Focus	2. 0L	Zetec	2002 - 2004	ABS/TCS
Focus	2. 3L	DURATEC-HE / I4	2003 - 2004	ABS/TCS
Focus	2. 3L	DURATEC-HE / I4	2005 - 2007	ABS
Focus	2. 5L	I5	2003 - 2008	ABS
Focus	23kWh	Battery_Electric_Vehicle	2012	ABS
Focus	Other	Other	2013	PSCM
Focus C-MAX	1. 4L	DURATEC 16V	2002 - 2007	ABS
Focus C-MAX	1. 6L	DURATEC 16V	2002 - 2008	ABS
Focus C-MAX	1. 6L	DURATEC VCT	2002 - 2011	ABS
Focus C-MAX	1. 6L	DURATEC VCT	2011	PSCM
Focus C-MAX	1. 6L	Duratorq Turbo Diesel Common Rail Injection	2002 - 2007	ABS
Focus C-MAX	1. 6L	EcoBoost - Gas Turbocharged Direct Injection	2011	ABS
Focus C-MAX	1. 6L	EcoBoost - Gas Turbocharged Direct Injection	2011	PSCM
Focus C-MAX	1. 8L	DURATEC-HE / I4	2002 - 2008	ABS
Focus C-MAX	1. 8L	Duratorq Turbo Diesel Common Rail Injection	2002 - 2008	ABS
Focus C-MAX	2. 0L	DURATEC-HE / I4	2002 - 2008	ABS
Focus C-MAX	2. 0L	Duratorq Turbo Diesel Common Rail Injection	2002 - 2008	ABS
Freestar / Monterey	3. 9L	V6 OHV	2004 - 2005	ABS/TCS
Freestar / Monterey	3. 9L	V6 OHV	2006 - 2007	ABS
Freestar / Monterey	4. 2L	V6 OHV	2004 - 2005	ABS/TCS
Freestar / Monterey	4. 2L	V6 OHV	2006 - 2007	ABS
Fusion	1. 25L	DURATEC 16V	2002 - 2006	ABS/TCS
Fusion	1. 4L	DURATEC 16V	2002 - 2006	ABS/TCS
Fusion	1. 4L	Duratorq Turbo Diesel Common Rail Injection	2002 - 2006	ABS/TCS

Fusion	1.6L	DURATEC 16V	2002 - 2006	ABS/TCS
Fusion	1.6L	Duratorq Turbo Diesel Common Rail Injection	2002 - 2006	ABS/TCS
Fusion	2.5L	DURATEC-HE / I4	2010 - 2012	ABS
Fusion	3.0L	4V	2010 - 2012	ABS
Fusion	3.5L	4V	2010 - 2012	ABS
GALAXY\S-Max	1.8L	Duratorq Turbo Diesel Common Rail Injection	2006	ABS
GALAXY\S-Max	2.0L	DURATEC-HE / I4	2006 - 2010	ABS
GALAXY\S-Max	2.0L	Duratorq Turbo Diesel Common Rail Injection	2006 - 2010	ABS
GALAXY\S-Max	2.0L	Duratorq Turbo Diesel Common Rail Injection	2010	ABS
GALAXY\S-Max	2.0L	EcoBoost - Gas Turbocharged Direct Injection	2010	ABS
GALAXY\S-Max	2.2L	Duratorq Turbo Diesel Common Rail Injection	2006	ABS
GALAXY\S-Max	2.3L	DURATEC-HE / I4	2006 - 2010	ABS
GALAXY\S-Max	2.5L	I5	2006	ABS
Kuga	2.0L	Duratorq Turbo Diesel Common Rail Injection	2008	ABS
Kuga	2.0L	Duratorq Turbo Diesel Common Rail Injection	2008	ABS
Kuga	2.5L	I5	2008	ABS
LS	3.0L	Other	2000 - 2005	ABS/TCS
LS	3.9L	4V	2003 - 2006	ABS/TCS
LS	3.9L	Other	2000 - 2002	ABS/TCS
Mark LT	5.4L	3V	2006	ABS
Milan	2.5L	DURATEC-HE / I4	2010 - 2011	ABS
Milan	3.0L	4V	2010 - 2011	ABS
MKT	3.5L	EcoBoost - Gas Turbocharged Direct Injection	2010 - 2012	ABS
MKT	3.7L	4V	2010 - 2012	ABS
MKX	3.5L	4V	2007 - 2010	ABS
MKX	3.7L	TiVCT	2011 - 2013	ABS
MONDEO	2.0L	DURATEC-HE / I4	2007	ABS
MONDEO	2.0L	Duratorq Turbo Diesel Common Rail Injection	2007 - 2011	ABS
MONDEO	2.0L	Duratorq Turbo Diesel Common Rail Injection	2007 - 2011	ABS
MONDEO	2.0L	EcoBoost - Gas Turbocharged Direct Injection	2007 - 2011	ABS
MONDEO	2.2L	Duratorq Turbo Diesel Common Rail Injection	2007	ABS
MONDEO	2.3L	DURATEC-HE / I4	2007 - 2011	ABS
MONDEO	2.5L	I5	2007	ABS
Mountaineer	4.0L	2V	2006 - 2010	ABS
Mountaineer	4.0L	V6 SOHC	2002 - 2003	ABS/TCS

Mountaineer	4.0L	V6 SOHC	2004 - 2005	ABS
Mountaineer	4.6L	2V	2002 - 2003	ABS/TCS
Mountaineer	4.6L	2V	2004 - 2005	ABS
Mountaineer	4.6L	3V	2006 - 2010	ABS
Mustang	3.7L	TiVCT	2011 - 2013	ABS
Mustang	3.7L	TiVCT	2011 - 2013	PSCM
Mustang	4.0L	V6 SOHC	2010	ABS
Mustang	4.6L	3V	2010	ABS
Mustang	5.0L	BOSS	2012 - 2013	ABS
Mustang	5.0L	BOSS	2012 - 2013	PSCM
Mustang	5.0L	TiVCT	2011 - 2013	ABS
Mustang	5.0L	TiVCT	2011 - 2013	PSCM
Mustang	5.4L	4V	2010 - 2012	ABS
Mustang	5.4L	4V	2011 - 2012	PSCM
Mustang	5.8L	4V	2013	ABS
Mustang	5.8L	4V	2013	PSCM
Navigator	5.4L	3V	2005 - 2012	ABS
Navigator	5.4L	4V	2003 - 2004	ABS/TCS
Ranger / Mazda B Series / Courier	2.3L	DURATEC-HE / 14	2010 - 2011	ABS
Ranger / Mazda B Series / Courier	4.0L	V6 SOHC	2010 - 2011	ABS
S. A. Fiesta	1. 0L	FFV	2006 - 2010	ABS/TCS
S. A. Fiesta	1. 6L	FFV	2002 - 2011	ABSjTCS
Thunderbird	3.9L	4V	2002 - 2005	ABSITCS
Transit Connect	2.2L	Duratora Turbo Diesel Common Rail Iniection	2006	ABS
Transit Connect	2.2L	Duratorq Turbo Diesel Common Rail Ini Stage V	2006	ABS
Transit Connect	2.2L	Duratorq Turbo Diesel Common Rail Iniection	2006	ABS
Transit Connect	2.3L	DURATEC-HE / 14	2006	ABS
Transit Connect	2.4L	Duratora Turbo Diesel Common Rail Iniection	2006	ABS
Transit Connect	3.2L	Duratorq Turbo Diesel Common Rail Iniection	2006	ABS
Transit Connect	3.2L	Duratora Turbo Diesel Common Rail Iniection	2006	ABS
Windstar	3.8L	V6 OHV	2000 - 2003	ABSITCS
ZephyriMKZ	3.5L	4V	2009 - 2012	ABS

Function List

AutoMaker:GM
Version:V3.10

Year	Menu1	Menu1	Menu2	Menu3	Menu4
(D) 2013	Passenger Car	Chevrolet	F	Chassis	Electronic Brake Control Module
(D) 2013	Passenger Car	Chevrolet	F	Chassis	Power Steering Control Module
(D) 2013	Passenger Car	Chevrolet	F	Chassis	Steering Wheel Angle Sensor
(D) 2013	Passenger Car	Chevrolet	J	Cobalt	Electronic Brake Control Module
(D) 2013	Passenger Car	Chevrolet	J	Cobalt	Steering Wheel Angle Sensor
(D) 2013	Passenger Car	Chevrolet	M	Chassis	Electronic Brake Control Module
(D) 2013	Passenger Car	Chevrolet	T	Aveo	Electronic Brake Control Module
(D) 2013	Passenger Car	Chevrolet	w	Chassis	Electronic Brake Control Module
(D) 2013	Passenger Car	Chevrolet	y	Chassis	Electronic Brake Control Module
(D) 2013	Passenger Car	Chevrolet	Z	Malibu	Electronic Brake Control Module
(D) 2013	Passenger Car	Chevrolet	Others	S10	Electronic Brake Control Module
(D) 2013	Passenger Car	Buick	G	Regal	Electronic Brake Control Module
(D) 2013	Passenger Car	Buick	G	Lacrosse	Chassis
(D) 2013	Passenger Car	Cadillac	A	ATS	Electronic Brake Control Module
(D) 2013	Passenger Car	Cadillac	A	ATS	Power Steering Control Module
(D) 2013	Passenger Car	Cadillac	1	XTS	Electronic Brake Control Module
(D) 2013	Passenger Car	Cadillac	D	CTS	Chassis
(D) 2013	Passenger Car	Holden	Others	Malibu	Electronic Brake Control Module
(D) 2013	Passenger Car	Daewoo	Alpheon	Chassis	Electronic Brake Control Module
(D) 2013	LD Trk, MPV, Incomplete	Chevrolet Truck	c	Captiva 1	Electronic Brake Control Module
(D) 2013	LD Trk, MPV, Incomplete	Chevrolet Truck	c	Silverado Hybrid	Chassis
(D) 2013	LD Trk, MPV, Incomplete	Chevrolet Truck	c	Tahoe Hybrid	Chassis
(D) 2013	LD Trk, MPV, Incomplete	Chevrolet Truck	K	Silverado Hybrid	Chassis
(D) 2013	LD Trk, MPV, Incomplete	Chevrolet Truck	K	Tahoe Hybrid	Chassis
(D) 2013	LD Trk, MPV, Incomplete	Chevrolet Truck	p	Orlando	Electronic Brake Control Module
(D) 2013	LD Trk, MPV, Incomplete	GMC Truck	1	Sierra Hybrid	Chassis
(D) 2013	LD Trk, MPV, Incomplete	GMC Truck	1	Yukon Hybrid	Chassis
(D) 2013	LD Trk, MPV, Incomplete	GMC Truck	2	Sierra Hybrid	Chassis
(D) 2013	LD Trk, MPV, Incomplete	GMC Truck	2	Yukon Hybrid	Chassis
(D) 2013	LD Trk, MPV, Incomplete	GMC Truck	L	Terrain	Electronic Brake Control Module
(D) 2013	LD Trk, MPV, Incomplete	GMC Truck	L	Terrain	Power Steering Control Module

(D) 2013	LD Trk, MPV, Incomplete	Buick	J	Encore	Electronic Brake Control Module
(D) 2013	LD Trk, MPV, Incomplete	Cadillac	3	Escalade Hybrid	Chassis
(D) 2013	LD Trk, MPV, Incomplete	Cadillac	4	Escalade Hybrid	Chassis
(D) 2013	LD Trk, MPV, Incomplete	Cadillac	N	SRX	Electronic Brake Control Module
(D) 2013	LD Trk, MPV, Incomplete	Holden	Others	Captiva 5	Electronic Brake Control Module
(C) 2012	Passenger Car	Chevrolet	J	Sonic	Chassis
(C) 2012	Passenger Car	Chevrolet	J	Cobalt	Chassis
(C) 2012	Passenger Car	Chevrolet	J	Other Mode	Chassis
(C) 2012	Passenger Car	Chevrolet	M	Chassis	Electronic Brake Control Module
(C) 2012	Passenger Car	Chevrolet	N	Chassis	With Traction Control
(C) 2012	Passenger Car	Chevrolet	N	Chassis	Without Traction Control
(C) 2012	Passenger Car	Chevrolet	T	Aveo	Chassis
(C) 2012	Passenger Car	Chevrolet	w	Chassis	Electronic Brake Control Module
(C) 2012	Passenger Car	Chevrolet	y	Chassis	Electronic Brake Control Module
(C) 2012	Passenger Car	Chevrolet	p	Control Unit	Electronic Brake Control Module
(C) 2012	Passenger Car	Chevrolet	Z	Malibu 1	Control Unit
(C) 2012	Passenger Car	Chevrolet	Z	Malibu 2	Chassis
(C) 2012	Passenger Car	Chevrolet	F	Chassis	Electronic Brake Control Module
(C) 2012	Passenger Car	Chevrolet	F	Chassis	Power Steering Control Module
(C) 2012	Passenger Car	Chevrolet	Others	S10	Electronic Brake Control Module
(C) 2012	Passenger Car	Buick	G	Regal	Control Unit
(C) 2012	Passenger Car	Buick	G	Lacrosse	Control Unit
(C) 2012	Passenger Car	Buick	H	Chassis	Electronic Brake Control Module
(C) 2012	Passenger Car	Buick	p	Verano	Control Unit
(C) 2012	Passenger Car	Cadillac	Chassis	Electronic Brake Control	Diagnostic Trouble Codes (DTC)
(C) 2012	Passenger Car	Cadillac	Chassis	Electronic Brake Control	Data Display
(C) 2012	Passenger Car	Cadillac	Chassis	Electronic Brake Control	Module ID Information
(C) 2012	Passenger Car	Daewoo	Alpheon	Chassis	Electronic Brake Control Module
(C) 2012	LD Trk, MPV, Incomplete	Chevrolet Truck	c	Captiva 1	Electronic Brake Control Module
(C) 2012	LD Trk, MPV, Incomplete	Chevrolet Truck	c	Silverado Hybrid	Chassis
(C) 2012	LD Trk, MPV, Incomplete	Chevrolet Truck	c	Tahoe Hybrid	Chassis
(C) 2012	LD Trk, MPV, Incomplete	Chevrolet Truck	K	Silverado Hybrid	Chassis
(C) 2012	LD Trk, MPV, Incomplete	Chevrolet Truck	K	Tahoe Hybrid	Chassis
(C) 2012	LD Trk, MPV, Incomplete	Chevrolet Truck	L	Equinox	Control Unit
(C) 2012	LD Trk, MPV, Incomplete	Chevrolet Truck	L	Captiva Sport	Chassis

(C) 2012	LD Trk, MPV, Incomplete	Chevrolet Truck	p	Orlando	Electronic Brake Control Module
(C) 2012	LD Trk, MPV, Incomplete	Chevrolet Truck	R	Chassis	Electronic Brake Control Module
(C) 2012	LD Trk, MPV, Incomplete	Chevrolet Truck	v	Chassis	Electronic Brake Control Module
(C) 2012	LD Trk, MPV, Incomplete	GMC Truck	1	Sierra Hybrid	Chassis
(C) 2012	LD Trk, MPV, Incomplete	GMC Truck	1	Yukon Hybrid	Chassis
(C) 2012	LD Trk, MPV, Incomplete	GMC Truck	2	Sierra Hybrid	Chassis
(C) 2012	LD Trk, MPV, Incomplete	GMC Truck	2	Yukon Hybrid	Chassis
(C) 2012	LD Trk, MPV, Incomplete	GMC Truck	R	Chassis	Electronic Brake Control Module
(C) 2012	LD Trk, MPV, Incomplete	GMC Truck	v	Chassis	Electronic Brake Control Module
(C) 2012	LD Trk, MPV, Incomplete	Buick	R	Chassis	Electronic Brake Control Module
(C) 2012	LD Trk, MPV, Incomplete	Buick	v	Chassis	Electronic Brake Control Module
(C) 2012	LD Trk, MPV, Incomplete	Cadillac	3	Escalade Hybrid	Chassis
(C) 2012	LD Trk, MPV, Incomplete	Cadillac	4	Escalade Hybrid	Chassis
(C) 2012	LD Trk, MPV, Incomplete	Cadillac	N	Control Unit	Electronic Brake Control Module
(C) 2012	LD Trk, MPV, Incomplete	Holden	Others	Captiva 5	Electronic Brake Control Module
(B) 2011	Passenger Car	Chevrolet	F	Chassis	Electronic Brake Control Module
(B) 2011	Passenger Car	Chevrolet	F	Chassis	Power Steering Control Module
(B) 2011	Passenger Car	Chevrolet	J	Chassis	With Traction Control
(B) 2011	Passenger Car	Chevrolet	J	Chassis	Without Traction Control
(B) 2011	Passenger Car	Chevrolet	L	Chassis	With Variable Effort Steering
(B) 2011	Passenger Car	Chevrolet	L	Chassis	Without Variable Effort Steering
(B) 2011	Passenger Car	Chevrolet	M	Chassis	Electronic Brake Control Module
(B) 2011	Passenger Car	Chevrolet	N	Chassis	With Traction Control
(B) 2011	Passenger Car	Chevrolet	N	Chassis	Without Traction Control
(B) 2011	Passenger Car	Chevrolet	w	Chassis	Electronic Brake Control Module
(B) 2011	Passenger Car	Chevrolet	y	Chassis	Electronic Brake Control Module
(B) 2011	Passenger Car	Chevrolet	p	Control Unit	Electronic Brake Control Module
(B) 2011	Passenger Car	Chevrolet	Z	Chassis	(1) 2.4L L4 LE5
(B) 2011	Passenger Car	Chevrolet	Z	Chassis	(U) 2.4L L4 LE9
(B) 2011	Passenger Car	Chevrolet	Z	Chassis	(N) 3.5L V6 LZ4
(B) 2011	Passenger Car	Chevrolet	Z	Chassis	(7) 3.6L V6 LY7
(B) 2011	Passenger Car	Buick	G	Regal	Control Unit
(B) 2011	Passenger Car	Buick	G	Lacrosse	Control Unit
(B) 2011	Passenger Car	Buick	H	Chassis	Electronic Brake Control Module
(B) 2011	Passenger Car	Cadillac	D	CTS	Chassis

(B)2011	Passenger Car	Cadillac	D	STS	Chassis
(B)2011	Passenger Car	Cadillac	K	Chassis	Electronic Brake Control Module
(B)2011	Passenger Car	Holden	L	Chassis	With Variable Effort Steering
(B)2011	Passenger Car	Holden	L	Chassis	Without Variable Effort Steering
(B)2011	LD Trk, MPV, Incomplete	Chevrolet Truck	A	HHR	Chassis
(B)2011	LD Trk, MPV, Incomplete	Chevrolet Truck	A	HHR Panel	Chassis
(B)2011	LD Trk, MPV, Incomplete	Chevrolet Truck	C	Captiva 1	Electronic Brake Control Module
(B)2011	LD Trk, MPV, Incomplete	Chevrolet Truck	C	Captiva	Chassis
(B)2011	LD Trk, MPV, Incomplete	Chevrolet Truck	C	Silverado Hybrid	Chassis
(B)2011	LD Trk, MPV, Incomplete	Chevrolet Truck	C	Tahoe Hybrid	Chassis
(B)2011	LD Trk, MPV, Incomplete	Chevrolet Truck	K	Silverado Hybrid	Chassis
(B)2011	LD Trk, MPV, Incomplete	Chevrolet Truck	K	Tahoe Hybrid	Chassis
(B)2011	LD Trk, MPV, Incomplete	Chevrolet Truck	L	Equinox	Control Unit
(B)2011	LD Trk, MPV, Incomplete	Chevrolet Truck	L	Captiva Sport	Chassis
(B)2011	LD Trk, MPV, Incomplete	Chevrolet Truck	p	Orlando	Electronic Brake Control Module
(B)2011	LD Trk, MPV, Incomplete	Chevrolet Truck	R	Chassis	Electronic Brake Control Module
(B)2011	LD Trk, MPV, Incomplete	Chevrolet Truck	v	Chassis	Electronic Brake Control Module
(B)2011	LD Trk, MPV, Incomplete	GMC Truck	1	Sierra Hybrid	Chassis
(B)2011	LD Trk, MPV, Incomplete	GMC Truck	1	Yukon Hybrid	Chassis
(B)2011	LD Trk, MPV, Incomplete	GMC Truck	2	Sierra Hybrid	Chassis
(B)2011	LD Trk, MPV, Incomplete	GMC Truck	2	Yukon Hybrid	Chassis
(B)2011	LD Trk, MPV, Incomplete	GMC Truck	R	Chassis	Electronic Brake Control Module
(B)2011	LD Trk, MPV, Incomplete	GMC Truck	v	Chassis	Electronic Brake Control Module
(B)2011	LD Trk, MPV, Incomplete	Buick	R	Chassis	Electronic Brake Control Module
(B)2011	LD Trk, MPV, Incomplete	Buick	v	Chassis	Electronic Brake Control Module
(B)2011	LD Trk, MPV, Incomplete	Cadillac	3	Escalade Hybrid	Chassis
(B)2011	LD Trk, MPV, Incomplete	Cadillac	4	Escalade Hybrid	Chassis
(B)2011	LD Trk, MPV, Incomplete	Cadillac	N	Control Unit	Electronic Brake Control Module
(B)2011	LD Trk, MPV, Incomplete	Holden	Others	Captiva 5	Electronic Brake Control Module
(A)2010	Passenger Car	Daewoo	Lacetti		Electronic Brake Control Module
(A)2010	Passenger Car	Chevrolet	A	Chassis	With VSES (RPO JL4)
(A)2010	Passenger Car	Chevrolet	J	Chassis	With Traction Control
(A)2010	Passenger Car	Chevrolet	J	Chassis	Without Traction Control
(A)2010	Passenger Car	Chevrolet	L	Chassis	With Variable Effort Steering
(A)2010	Passenger Car	Chevrolet	L	Chassis	Without Variable Effort Steering

(A)2010	Passenger Car	Chevrolet	N	Chassis	With Traction Control
(A)2010	Passenger Car	Chevrolet	N	Chassis	Without Traction Control
(A)2010	Passenger Car	Chevrolet	W	Chassis	Electronic Brake Control Module
(A)2010	Passenger Car	Chevrolet	y	Chassis	Electronic Brake Control Module
(A)2010	Passenger Car	Chevrolet	p	Control Unit	Electronic Brake Control Module
(A)2010	Passenger Car	Chevrolet	F	Chassis	Electronic Brake Control Module
(A)2010	Passenger Car	Chevrolet	F	Chassis	Power Steering Control Module
(A)2010	Passenger Car	Chevrolet	Z	Malibu	Chassis
(A)2010	Passenger Car	Chevrolet	Z	Malibu Hybrid	Chassis
(A)2010	Passenger Car	Pontiac	A	Chassis	With VSES (RPO JL4)
(A)2010	Passenger Car	Pontiac	M	Chassis	Electronic Brake Control Module
(A)2010	Passenger Car	Pontiac	S	Chassis	Power Steering Control Module
(A)2010	Passenger Car	Pontiac	Z	Chassis	Electronic Brake Control Module
(A)2010	Passenger Car	Pontiac	Z	Chassis	Power Steering Control Module
(A)2010	Passenger Car	Buick	G	Allure	Control Unit
(A)2010	Passenger Car	Buick	G	Lacrosse	Control Unit
(A)2010	Passenger Car	Buick	H	Chassis	Electronic Brake Control Module
(A)2010	Passenger Car	Cadillac	D	CTS	Chassis
(A)2010	Passenger Car	Cadillac	D	STS	Chassis
(A)2010	Passenger Car	Cadillac	K	Chassis	Electronic Brake Control Module
(A)2010	Passenger Car	Saturn	M	Chassis	Electronic Brake Control Module
(A)2010	Passenger Car	Saturn	Z	Aura	Chassis
(A)2010	Passenger Car	Saturn	Z	Aura Hybrid	Chassis
(A)2010	Passenger Car	Holden	L	Chassis	With Variable Effort Steering
(A)2010	Passenger Car	Holden	L	Chassis	Without Variable Effort Steering
(A)2010	Passenger Car	Holden	N	Chassis	With Traction Control
(A)2010	Passenger Car	Holden	N	Chassis	Without Traction Control
(A)2010	LD Trk, MPV, Incomplete	Chevrolet Truck	A	HHR	Chassis
(A)2010	LD Trk, MPV, Incomplete	Chevrolet Truck	A	HHR Panel	Chassis
(A)2010	LD Trk, MPV, Incomplete	Chevrolet Truck	C	Captiva	Chassis
(A)2010	LD Trk, MPV, Incomplete	Chevrolet Truck	L	Equinox	Control Unit
(A)2010	LD Trk, MPV, Incomplete	Chevrolet Truck	L	Captiva Sport	Chassis
(A)2010	LD Trk, MPV, Incomplete	Chevrolet Truck	R	Chassis	Electronic Brake Control Module
(A)2010	LD Trk, MPV, Incomplete	Chevrolet Truck	V	Chassis	Electronic Brake Control Module
(A)2010	LD Trk, MPV, Incomplete	GMC Truck	D	Chassis	Electronic Brake Control Module

(A)2010	LD Trk, MPV, Incomplete	GMC Truck	D	Chassis	Power Steering Control Module
(A)2010	LD Trk, MPV, Incomplete	GMC Truck	L	Terrain	Control Unit
(A)2010	LD Trk, MPV, Incomplete	GMC Truck	R	Chassis	Electronic Brake Control Module
(A)2010	LD Trk, MPV, Incomplete	GMC Truck	V	Chassis	Electronic Brake Control Module
(A)2010	LD Trk, MPV, Incomplete	Buick	R	Chassis	Electronic Brake Control Module
(A)2010	LD Trk, MPV, Incomplete	Buick	V	Chassis	Electronic Brake Control Module
(A)2010	LD Trk, MPV, Incomplete	Cadillac	N	Control Unit	Electronic Brake Control Module
(A)2010	LD Trk, MPV, Incomplete	Saturn	L	Chassis	Electronic Brake Control Module
(A)2010	LD Trk, MPV, Incomplete	Saturn	L	Chassis	Power Steering Control Module
(A)2010	LD Trk, MPV, Incomplete	Saturn	R	Chassis	Electronic Brake Control Module
(A)2010	LD Trk, MPV, Incomplete	Saturn	V	Chassis	Electronic Brake Control Module
(A)2010	LD Trk, MPV, Incomplete	Holden	Captiva Maxx	Chassis	Electronic Brake Control Module
(A)2010	LD Trk, MPV, Incomplete	Holden	Captiva Maxx	Chassis	Power Steering Control Module
(A)2010	LD Trk, MPV, Incomplete	Opel	Chassis		Electronic Brake Control Module
(A)2010	LD Trk, MPV, Incomplete	Vauxhall	Chassis		Electronic Brake Control Module
(9) 2009	Passenger Car	Chevrolet	A	Chassis	With VSES (RPO JL4)
(9) 2009	Passenger Car	Chevrolet	J	Chassis	With Traction Control
(9) 2009	Passenger Car	Chevrolet	J	Chassis	Without Traction Control
(9) 2009	Passenger Car	Chevrolet	L	Chassis	With Variable Effort Steering
(9) 2009	Passenger Car	Chevrolet	L	Chassis	Without Variable Effort Steering
(9) 2009	Passenger Car	Chevrolet	N	Chassis	With Traction Control
(9) 2009	Passenger Car	Chevrolet	N	Chassis	Without Traction Control
(9) 2009	Passenger Car	Chevrolet	W	Chassis	Electronic Brake Control Module
(9) 2009	Passenger Car	Chevrolet	y	Chassis	Electronic Brake Control Module
(9) 2009	Passenger Car	Chevrolet	Z	Malibu	Chassis
(9) 2009	Passenger Car	Chevrolet	Z	Malibu Hybrid	Chassis
(9) 2009	Passenger Car	Pontiac	A	Chassis	With VSES (RPO JL4)
(9) 2009	Passenger Car	Pontiac	E	Chassis	Electronic Brake Control Module
(9) 2009	Passenger Car	Pontiac	M	Chassis	Electronic Brake Control Module
(9) 2009	Passenger Car	Pontiac	s	Chassis	Power Steering Control Module
(9) 2009	Passenger Car	Pontiac	Z	Chassis	Electronic Brake Control Module
(9) 2009	Passenger Car	Pontiac	Z	Chassis	Power Steering Control Module
(9) 2009	Passenger Car	Buick	H	Chassis	Electronic Brake Control Module
(9) 2009	Passenger Car	Buick	J	Chassis	With Traction Control
(9) 2009	Passenger Car	Buick	J	Chassis	Without Traction Control

(9) 2009	Passenger Car	Cadillac	D	CTS	Chassis
(9) 2009	Passenger Car	Cadillac	D	STS	Chassis
(9) 2009	Passenger Car	Cadillac	K	Chassis	Electronic Brake Control Module
(9) 2009	Passenger Car	Cadillac	y	Chassis	Electronic Brake Control Module
(9) 2009	Passenger Car	Saturn	M	Chassis	Electronic Brake Control Module
(9) 2009	Passenger Car	Saturn	Z	Aura	Chassis
(9) 2009	Passenger Car	Saturn	Z	Aura Hybrid	Chassis
(9) 2009	Passenger Car	Holden	L	Chassis	With Variable Effort Steering
(9) 2009	Passenger Car	Holden	L	Chassis	Without Variable Effort Steering
(9) 2009	Passenger Car	Holden	N	Chassis	With Traction Control
(9) 2009	Passenger Car	Holden	N	Chassis	Without Traction Control
(9) 2009	LD Trk, MPV, Incomplete	Chevrolet Truck	A	HHR (Europe)	Electronic Brake Control Module
(9) 2009	LD Trk, MPV, Incomplete	Chevrolet Truck	A	HHR	Chassis
(9) 2009	LD Trk, MPV, Incomplete	Chevrolet Truck	A	HHR Panel	Chassis
(9) 2009	LD Trk, MPV, Incomplete	Chevrolet Truck	C	Silverado Hybrid	Chassis
(9) 2009	LD Trk, MPV, Incomplete	Chevrolet Truck	C	Tahoe Hybrid	Chassis
(9) 2009	LD Trk, MPV, Incomplete	Chevrolet Truck	K	Silverado Hybrid	Chassis
(9) 2009	LD Trk, MPV, Incomplete	Chevrolet Truck	K	Tahoe Hybrid	Chassis
(9) 2009	LD Trk, MPV, Incomplete	Chevrolet Truck	L	Captiva Sport	Chassis
(9) 2009	LD Trk, MPV, Incomplete	Chevrolet Truck	L	Equinox	Chassis
(9) 2009	LD Trk, MPV, Incomplete	Chevrolet Truck	R	Chassis	Electronic Brake Control Module
(9) 2009	LD Trk, MPV, Incomplete	Chevrolet Truck	v	Chassis	Electronic Brake Control Module
(9) 2009	LD Trk, MPV, Incomplete	GMC Truck	c	Sierra Hybrid	Chassis
(9) 2009	LD Trk, MPV, Incomplete	GMC Truck	c	Yukon Hybrid	Chassis
(9) 2009	LD Trk, MPV, Incomplete	GMC Truck	D	Chassis	Electronic Brake Control Module
(9) 2009	LD Trk, MPV, Incomplete	GMC Truck	D	Chassis	Power Steering Control Module
(9) 2009	LD Trk, MPV, Incomplete	GMC Truck	K	Sierra Hybrid	Chassis
(9) 2009	LD Trk, MPV, Incomplete	GMC Truck	K	Yukon Hybrid	Chassis
(9) 2009	LD Trk, MPV, Incomplete	GMC Truck	R	Chassis	Electronic Brake Control Module
(9) 2009	LD Trk, MPV, Incomplete	GMC Truck	v	Chassis	Electronic Brake Control Module
(9) 2009	LD Trk, MPV, Incomplete	Buick	R	Chassis	Electronic Brake Control Module
(9) 2009	LD Trk, MPV, Incomplete	Buick	v	Chassis	Electronic Brake Control Module
(9) 2009	LD Trk, MPV, Incomplete	Cadillac	c	Escalade Hybrid	Chassis
(9) 2009	LD Trk, MPV, Incomplete	Cadillac	K	Escalade Hybrid	Chassis
(9) 2009	LD Trk, MPV, Incomplete	Saturn	L	VUE	Chassis

(9)2009	LD Trk, MPV, Incomplete	Saturn	L	VUE Hybrid	Chassis
(9)2009	LD Trk, MPV, Incomplete	Saturn	R	Chassis	Electronic Brake Control Module
(9)2009	LD Trk, MPV, Incomplete	Saturn	V	Chassis	Electronic Brake Control Module
(9)2009	LD Trk, MPV, Incomplete	Pontiac APV	L	Chassis	Electronic Brake Control Module
(9)2009	LD Trk, MPV, Incomplete	Pontiac APV	L	Chassis	Power Steering Control Module
(9)2009	LD Trk, MPV, Incomplete	Holden	Captiva Maxx	Chassis	Electronic Brake Control Module
(9)2009	LD Trk, MPV, Incomplete	Holden	Captiva Maxx	Chassis	Power Steering Control Module
(9)2009	LD Trk, MPV, Incomplete	Opel	Chassis		Electronic Brake Control Module
(9)2009	LD Trk, MPV, Incomplete	Vauxhall	Chassis		Electronic Brake Control Module
(8)2008	Passenger Car	Chevrolet	A	Chassis	With VSES (RPO JL4)
(8)2008	Passenger Car	Chevrolet	J	Chassis	With Traction Control
(8)2008	Passenger Car	Chevrolet	J	Chassis	Without Traction Control
(8)2008	Passenger Car	Chevrolet	L	Chassis	With Variable Effort Steering
(8)2008	Passenger Car	Chevrolet	L	Chassis	Without Variable Effort Steering
(8)2008	Passenger Car	Chevrolet	N	Chassis	With Traction Control
(8)2008	Passenger Car	Chevrolet	N	Chassis	Without Traction Control
(8)2008	Passenger Car	Chevrolet	W	Chassis	Electronic Brake Control Module
(8)2008	Passenger Car	Chevrolet	Z	Classic	Chassis
(8)2008	Passenger Car	Chevrolet	Z	Malibu	Chassis
(8)2008	Passenger Car	Chevrolet	Z	Malibu Hybrid	Chassis
(8)2008	Passenger Car	Pontiac	A	Chassis	With VSES (RPO JL4)
(8)2008	Passenger Car	Pontiac	E	Chassis	Electronic Brake Control Module
(8)2008	Passenger Car	Pontiac	M	Chassis	(X)2.0L L4 LNF
(8)2008	Passenger Car	Pontiac	M	Chassis	(B)2.4L L4 LE5
(8)2008	Passenger Car	Pontiac	Z	Chassis	Electronic Brake Control Module
(8)2008	Passenger Car	Pontiac	Z	Chassis	Power Steering Control Module
(8)2008	Passenger Car	Buick	H	Chassis	(2)3.8L V6 L26
(8)2008	Passenger Car	Buick	H	Chassis	(9)4.6L V8 L37
(8)2008	Passenger Car	Buick	H	Chassis	(Y)4.6L V8 LOS
(8)2008	Passenger Car	Buick	J	Chassis	With Traction Control
(8)2008	Passenger Car	Buick	J	Chassis	Without Traction Control
(8)2008	Passenger Car	Cadillac	D	CTS	Chassis
(8)2008	Passenger Car	Cadillac	D	STS	Chassis
(8)2008	Passenger Car	Cadillac	K	Chassis	Electronic Brake Control Module
(8)2008	Passenger Car	Saturn	M	Chassis	(X)2.0L L4 LNF

(8)2008	Passenger Car	Saturn	M	Chassis	(B)2.4L L4 LE5
(8)2008	Passenger Car	Saturn	Z	Aura	Chassis
(8)2008	Passenger Car	Saturn	Z	Aura Hybrid	Chassis
(8)2008	Passenger Car	Holden	L	Chassis	Teves
(8)2008	Passenger Car	Holden	N	Chassis	With Traction Control
(8)2008	Passenger Car	Holden	N	Chassis	Without Traction Control
(8)2008	LO Trk, MPV, Incomplete	Chevrolet Truck	A	HHR (Europe)	Electronic Brake Control Module
(8)2008	LO Trk, MPV, Incomplete	Chevrolet Truck	A	HHR	Chassis
(8)2008	LO Trk, MPV, Incomplete	Chevrolet Truck	A	HHR Panel	Chassis
(8)2008	LO Trk, MPV, Incomplete	Chevrolet Truck	C	Captiva	Chassis
(8)2008	LO Trk, MPV, Incomplete	Chevrolet Truck	C	Tahoe Hybrid	Chassis
(8)2008	LO Trk, MPV, Incomplete	Chevrolet Truck	K	Tahoe Hybrid	Chassis
(8)2008	LO Trk, MPV, Incomplete	Chevrolet Truck	L	Captiva Sport	Chassis
(8)2008	LO Trk, MPV, Incomplete	Chevrolet Truck	L	Equinox	Chassis
(8)2008	LO Trk, MPV, Incomplete	GMC Truck	C	Yukon Hybrid	Chassis
(8)2008	LO Trk, MPV, Incomplete	GMC Truck	0	Chassis	Electronic Brake Control Module
(8)2008	LO Trk, MPV, Incomplete	GMC Truck	0	Chassis	Power Steering Control Module
(8)2008	LO Trk, MPV, Incomplete	GMC Truck	K	Yukon Hybrid	Chassis
(8)2008	LO Trk, MPV, Incomplete	GMC Truck	R	Chassis	Electronic Brake Control Module
(8)2008	LO Trk, MPV, Incomplete	GMC Truck	v	Chassis	Electronic Brake Control Module
(8)2008	LO Trk, MPV, Incomplete	Buick	R	Chassis	Electronic Brake Control Module
(8)2008	LO Trk, MPV, Incomplete	Buick	v	Chassis	Electronic Brake Control Module
(8)2008	LO Trk, MPV, Incomplete	Saturn	L	VUE	Chassis
(8)2008	LO Trk, MPV, Incomplete	Saturn	L	VUE Hybrid	Chassis
(8)2008	LO Trk, MPV, Incomplete	Saturn	R	Chassis	Electronic Brake Control Module
(8)2008	LO Trk, MPV, Incomplete	Saturn	v	Chassis	Electronic Brake Control Module
(8)2008	LO Trk, MPV, Incomplete	Pontiac APV	L	Chassis	Electronic Brake Control Module
(8)2008	LO Trk, MPV, Incomplete	Pontiac APV	L	Chassis	Power Steering Control Module
(8)2008	LO Trk, MPV, Incomplete	Holden	Captiva Maxx	Chassis	Electronic Brake Control Module
(8)2008	LO Trk, MPV, Incomplete	Holden	Captiva Maxx	Chassis	Power Steering Control Module
(8)2008	LO Trk, MPV, Incomplete	Opel	Chassis		Electronic Brake Control Module
(8)2008	LO Trk, MPV, Incomplete	Vauxhall	Chassis		Electronic Brake Control Module
(7)2007	Passenger Car	(1) Chevrolet	J	Chassis	Bosch
(7)2007	Passenger Car	(1) Chevrolet	J	Chassis	Teves
(7)2007	Passenger Car	(1) Chevrolet	L	Chassis	With Variable Effort Steering

(7)2007	Passenger Car	(1) Chevrolet	N	Chassis	Bosch
(7)2007	Passenger Car	(1) Chevrolet	N	Chassis	Teves
(7)2007	Passenger Car	(1) Chevrolet	v	Chassis	With Variable Effort Steering
(7)2007	Passenger Car	(1) Chevrolet	Z	Chassis	Power Steering Control Module
(7)2007	Passenger Car	(2) Pontiac	M	Chassis	(X)2.0L L4 LNF
(7)2007	Passenger Car	(2) Pontiac	Z	Chassis	Power Steering Control Module
(7)2007	Passenger Car	(8) Saturn	M	Chassis	(X)2.0L L4 LNF
(7)2007	Passenger Car	(8) Saturn	Z	Aura	Chassis
(7)2007	Passenger Car	(8) Saturn	Z	Aura Hybrid	Chassis
(7)2007	LO Trk, MPV, Incomplete	Chevrolet Truck	C	Captiva	Chassis
(7)2007	LO Trk, MPV, Incomplete	Chevrolet Truck	L	Chassis	With Traction Control
(7)2007	LO Trk, MPV, Incomplete	Chevrolet Truck	L	Chassis	Without Traction Control
(7)2007	LO Trk, MPV, Incomplete	GMC Truck	R	Chassis	Electronic Brake Control Module
(7)2007	LO Trk, MPV, Incomplete	GMC Truck	v	Chassis	Electronic Brake Control Module
(7)2007	LO Trk, MPV, Incomplete	Saturn	R	Chassis	Electronic Brake Control Module
(7)2007	LO Trk, MPV, Incomplete	Saturn	v	Outlook	Chassis
(7)2007	LO Trk, MPV, Incomplete	Pontiac APV	L	Chassis	With Traction Control
(7)2007	LO Trk, MPV, Incomplete	Pontiac APV	L	Chassis	Without Traction Control
(7)2007	LO Trk, MPV, Incomplete	Holden	Captiva	Chassis	With Traction Control
(7)2007	LO Trk, MPV, Incomplete	Holden	Captiva	Chassis	Without Traction Control
(7)2007	LO Trk, MPV, Incomplete	Holden	Captiva Maxx	Chassis	With Traction Control
(7)2007	LO Trk, MPV, Incomplete	Holden	Captiva Maxx	Chassis	Without Traction Control
(7)2007	LO Trk, MPV, Incomplete	Opel	Chassis		Electronic Brake Control Module
(7)2007	LO Trk, MPV, Incomplete	Vauxhall	Chassis		Electronic Brake Control Module
(6)2006	Passenger Car	(1) Chevrolet	J	Chassis	With Traction Control
(6)2006	Passenger Car	(1) Chevrolet	J	Chassis	Without Traction Control
(6)2006	Passenger Car	(1) Chevrolet	N	Chassis	With Traction Control
(6)2006	Passenger Car	(1) Chevrolet	N	Chassis	Without Traction Control
(6)2006	Passenger Car	(1) Chevrolet	Z	Steering	Power Steering System
(6)2006	Passenger Car	(2) Pontiac	Z	Steering	Power Steering System
(6)2006	Passenger Car	(4) Buick	J	Chassis	With Traction Control
(6)2006	Passenger Car	(4) Buick	J	Chassis	Without Traction Control
(6)2006	Passenger Car	(6) Cadillac	D	(DC) STS-V8	Body and Accessories
(6)2006	Passenger Car	(6) Cadillac	D	(OW) STS	Body and Accessories
(6)2006	Passenger Car	(6) Cadillac	D	(OX) STS-V	Body and Accessories

(6)2006	LD Trk, MPV, Incomplete	(C)Chevrolet Truck L		Chassis	With Traction Control
(6)2006	LD Trk, MPV, Incomplete	(C)Chevrolet Truck L		Chassis	Without Traction Control
(6)2006	LD Trk, MPV, Incomplete	(M)Pontiac APV	L	Chassis	With Traction Control
(6)2006	LD Trk, MPV, Incomplete	(M)Pontiac APV	L	Chassis	Without Traction Control
(5)2005	Passenger Car	(1)Chevrolet	Z	Steering	Power Steering System
(5)2005	Passenger Car	(2)Pontiac	Z	Steering	Power Steering System
(5)2005	Passenger Car	(6)Cadillac	D	(DC) STS-V8	Body and Accessories
(5)2005	Passenger Car	(6)Cadillac	D	(OW) STS	Body and Accessories
(5)2005	Passenger Car	(6)Cadillac	K	(KD) Deville	Chassis
(5)2005	Passenger Car	(6)Cadillac	K	(KE) DHS	Chassis
(5)2005	Passenger Car	(6)Cadillac	K	(KF) DTS	Chassis
(5)2005	LD Trk, MPV, Incomplete	(C)Chevrolet Truck L		Equinox	Chassis
(4)2004	Passenger Car	(1)Chevrolet	y	Body	Automatic Transmission
(4)2004	Passenger Car	(1)Chevrolet	y	Body	Manual Transmission
(4)2004	Passenger Car	(1)Chevrolet	Z	Steering	Power Steering System
(4)2004	Passenger Car	(6)Cadillac	K	(KD) Deville	Chassis
(4)2004	Passenger Car	(6)Cadillac	K	(KE) DHS	Chassis
(4)2004	Passenger Car	(6)Cadillac	K	(KF) DTS	Chassis
(4)2004	Passenger Car	(6)Cadillac	K	(KS) Seville SLS	Chassis
(4)2004	Passenger Car	(6)Cadillac	K	(KY) Seville STS	Chassis
(3)2003	Passenger Car	Body	K	(KS) Seville SLS	Cellular Telephone
(3)2003	Passenger Car	Body	K	(KY) Seville STS	Cellular Telephone
(3)2003	Passenger Car	Body	y	(1) Two-Door Coupe/Sedan	Automatic Transmission
(3)2003	Passenger Car	Body	y	(1) Two-Door Coupe/Sedan	Manual Transmission
(3)2003	Passenger Car	Body	y	(2) Two-Door Hatchback/Liftbac	Automatic Transmission
(3)2003	Passenger Car	Body	y	(2) Two-Door Hatchback/Liftbac	Manual Transmission
(3)2003	Passenger Car	Body	y	(3) Two-Door Convertible	Automatic Transmission
(3)2003	Passenger Car	Body	y	(3) Two-Door Convertible	Manual Transmission
(3)2003	Passenger Car	Chassis	K	(KD) Deville	Speed Sensitive Steering
(3)2003	Passenger Car	Chassis	K	(KE) DHS	Speed Sensitive Steering
(3)2003	Passenger Car	Chassis	K	(KF) DTS	Speed Sensitive Steering
(3)2003	Passenger Car	Chassis	K	(KS) Seville SLS	Speed Sensitive Steering
(3)2003	Passenger Car	Chassis	K	(KY) Seville STS	Speed Sensitive Steering
(2)2002	Passenger Car	Body	K	(KD) Deville	Cellular Telephone
(2)2002	Passenger Car	Body	K	(KE) DHS	Cellular Telephone

(2)2002	Passenger Car	Body	K	(KF) DTS	Cellular Telephone
(2)2002	Passenger Car	Body	K	(KS) Seville SLS	Cellular Telephone
(2)2002	Passenger Car	Body	K	(KY) Seville STS	Cellular Telephone
(2)2002	Passenger Car	Body	y	(1) Two-Door Coupe/Sedan	Automatic Transmission
(2)2002	Passenger Car	Body	y	(1) Two-Door Coupe/Sedan	Manual Transmission
(2)2002	Passenger Car	Body	y	(2) Two-Door Hatchback/Liftbac	Automatic Transmission
(2)2002	Passenger Car	Body	y	(2) Two-Door Hatchback/Liftbac	Manual Transmission
(2)2002	Passenger Car	Body	y	(3) Two-Door Convertible	Automatic Transmission
(2)2002	Passenger Car	Body	y	(3) Two-Door Convertible	Manual Transmission
(2)2002	Passenger Car	Chassis	W	(3) Oldsmobile	Electronic Brake Control Module
(2)2002	Saturn	Powertrain	(7) I. 9L L4		Powertrain Control Module
(1)2001	Passenger Car	Body	K	(KD) Deville	Cellular Telephone
(1)2001	Passenger Car	Body	K	(KE) DHS	Cellular Telephone
(1)2001	Passenger Car	Body	K	(KF) DTS	Cellular Telephone
(1)2001	Passenger Car	Body	K	(KS) Seville SLS	Cellular Telephone
(1)2001	Passenger Car	Body	K	(KY) Seville STS	Cellular Telephone
(1)2001	Passenger Car	Body	y	(1) Two-Door Coupe/Sedan	Automatic Transmission
(1)2001	Passenger Car	Body	y	(1) Two-Door Coupe/Sedan	Manual Transmission
(1)2001	Passenger Car	Body	y	(2) Two-Door Hatchback/Liftbac	Automatic Transmission
(1)2001	Passenger Car	Body	y	(2) Two-Door Hatchback/Liftbac	Manual Transmission
(1)2001	Passenger Car	Body	y	(3) Two-Door Convertible	Automatic Transmission
(1)2001	Passenger Car	Body	y	(3) Two-Door Convertible	Manual Transmission
(1)2001	Passenger Car	Chassis	K	(KD) Deville	Speed Sensitive Steering
(1)2001	Passenger Car	Chassis	K	(KE) DHS	Speed Sensitive Steering
(1)2001	Passenger Car	Chassis	K	(KF) DTS	Speed Sensitive Steering
(1)2001	Passenger Car	Chassis	K	(KS) Seville SLS	Speed Sensitive Steering
(1)2001	Passenger Car	Chassis	K	(KY) Seville STS	Speed Sensitive Steering
(1)2001	Passenger Car	Chassis	W	(3) Oldsmobile	Electronic Brake Control Module
(1)2001	Saturn	Powertrain	(7) I. 9L L4		Powertrain Control Module
(Y)2000	Passenger Car	Body	y	(1) Two-Door Coupe/Sedan	Body Control Module
(Y)2000	Passenger Car	Body	y	(2) Two-Door Hatchback/Liftbac	Body Control Module
(Y)2000	Passenger Car	Body	y	(3) Two-Door Convertible	Body Control Module
(Y)2000	Passenger Car	Chassis	K	(KD) Deville	Speed Sensitive Steering
(Y)2000	Passenger Car	Chassis	K	(KE) DHS	Speed Sensitive Steering
(Y)2000	Passenger Car	Chassis	K	(KF) DTS	Speed Sensitive Steering

(Y)2000	Passenger Car	Chassis	K	(KS)Seville SLS	Speed Sensitive Steering
(Y)2000	Passenger Car	Chassis	K	(KY)Seville STS	Speed Sensitive Steering
(Y)2000	Passenger Car	Chassis	W	(3) Oldsmobile	Electronic Brake Control Module
(Y)2000	Saturn	Powertrain	(7) 1.9L L4		Powertrain Control Module
(X)1999	Passenger Car	Body	y	(1) Two-Door Coupe/Sedan	Body Control Module
(X)1999	Passenger Car	Body	y	(2) Two-Door Hatchback/Liftbac	Body Control Module
(X)1999	Passenger Car	Body	y	(3) Two-Door Convertible	Body Control Module
(W)1998	Passenger Car	Body	y	(2) Two-Door Hatchback/Liftbac	Body Control Module
(W)1998	Passenger Car	Body	y	(3) Two-Door Convertible	Body Control Module
(V)1997	Passenger Car	Body	y	Body Control Module	Diagnostic Trouble Codes (DTC)
(V)1997	Passenger Car	Body	y	Body Control Module	Data Display
(V)1997	Passenger Car	Body	y	Body Control Module	Special Functions

Function List

AutoMaker: Honda
Version: V1.20

YEAR	Vehicle Type	System
1996~2014	ALL	ABS
1996~2014	ALL	EPS
1996~2014	ALL	SH-AWD
1996~2014	ALL	ATTS

Function List

AutoMaker:ALFA
Version:V7.00

NOTES:

√ This function is supported.

※ This function may be supported, which depends on the actual condition of the vehicle.

○ This function is not supported.

Area	Vehicle Type	Year	engine	System	Subsystem
Hyundai(General)	ACCENT(MC)	2011-2006	G 1.6 DOHC	EPS	Motor driven Power Steering
Hyundai(General)	ACCENT(MC)	2011-2006	G 1.4 DOHC	EPS	Motor driven Power Steering
Hyundai(General)	ACCENT(MC)	2011-2006	D 1.5 TCI-U	EPS	Motor driven Power Steering
Hyundai(General)	AZERA(TG)	2011-2006	G 2.4 DOHC	EPS	Electronic Power Steering
Hyundai(General)	AZERA(TG)	2011-2006	G 3.8 DOHC	EPS	Electronic Power Steering
Hyundai(General)	AZERA(TG)	2011-2006	G 3.3 DOHC	EPS	Electronic Power Steering
Hyundai(General)	AZERA(TG)	2011-2006	G 2.7 DOHC	EPS	Electronic Power Steering
Hyundai(General)	AZERA(TG)	2011-2006	D 2.2 TCI-D	EPS	Electronic Power Steering
Hyundai(General)	EQUUS(VI)	2014-2010	G 5.0 GDI	EPS	Electronic Power Steering
Hyundai(General)	EQUUS(VI)	2014-2010	G 3.8 GDI	EPS	Electronic Power Steering
Hyundai(General)	EQUUS(VI)	2014-2010	G 4.6 MPI	EPS	Electronic Power Steering
Hyundai(General)	EQUUS(VI)	2014-2010	G 3.8 MPI	EPS	Electronic Power Steering
Hyundai(General)	GETZ(TB)	2011-2003	G 1.3 SOHC	EPS	Electronic Power Steering
Hyundai(General)	GETZ(TB)	2011-2003	G 1.6 DOHC	EPS	Electronic Power Steering
Hyundai(General)	GETZ(TB)	2011-2003	G 1.4 DOHC	EPS	Electronic Power Steering
Hyundai(General)	GETZ(TB)	2011-2003	G 1.1 SOHC	EPS	Electronic Power Steering
Hyundai(General)	GETZ(TB)	2011-2003	D 1.5 TCI-U	EPS	Electronic Power Steering
Hyundai(General)	GETZ(TB)	2011-2003	D 1.5 TCI-D	EPS	Electronic Power Steering
Hyundai(General)	GETZ(TB)	2011-2003	G 1.5 DOHC	EPS	Electronic Power Steering
Hyundai(General)	GRAND SANTAFE(NC)	2014-2014	G 3.0 GDI	EPS	Motor driven Power Steering
Hyundai(General)	GRAND SANTAFE(NC)	2014-2014	G 3.3 GDI	EPS	Motor driven Power Steering
Hyundai(General)	ROHENS(BH)	2013-2009	G 3.0 GDI	EPS	Electronic Power Steering
Hyundai(General)	ROHENS(BH)	2013-2009	G 3.3 GDI	EPS	Electronic Power Steering
Hyundai(General)	ROHENS(BH)	2013-2009	G 3.3 GDI	EPS	Electronic Power Steering
Hyundai(General)	ROHENS(BH)	2013-2009	G 4.6 MPI	EPS	Electronic Power Steering
Hyundai(General)	ROHENS(BH)	2013-2009	G 3.8 MPI	EPS	Electronic Power Steering
Hyundai(General)	SANTAFE(CM)	2012-2006	G 2.7 DOHC	EPS	Electronic Power Steering
Hyundai(General)	SANTAFE(CM)	2012-2006	D 2.2 TCI-D	EPS	Electronic Power Steering
Hyundai(General)	SANTAFE(CM)	2013-2013	G 3.0 GDI	EPS	Motor driven Power Steering
Hyundai(General)	SONATA(NF)	2010-2005	G 2.4 DOHC	EPS	Electronic Power Steering

Hyundai(General)	SONATA(NF)	2010-2005	G 3.3 DOHC	EPS	Electronic Power Steering
Hyundai(General)	SONATA(NF)	2010-2005	G 2.0 DOHC	EPS	Electronic Power Steering
Hyundai(General)	SONATA(NF)	2010-2005	D 2.0 TCI-D	EPS	Electronic Power Steering
Hyundai(General)	VELOSTER(FS)	2013-2012	G 1.6 MPI	EPS	Motor driven Power Steering
Hyundai(General)	VELOSTER(FS)	2013-2012	G 1.6 T-GDI	EPS	Motor driven Power Steering
Hyundai(General)	VELOSTER(FS)	2013-2012	G 1.6 GDI	EPS	Motor driven Power Steering
Hyundai(General)	VERACRUZ(EN)	2013-2007	G 3.8 MPI	EPS	Electronic Power Steering
Hyundai(General)	VERACRUZ(EN)	2013-2007	D 3.0 TCI-S	EPS	Electronic Power Steering
Hyundai(USA)	ACCENT(MC)	2011-2006	G 1.6 DOHC	EPS	Electronic Power Steering
Hyundai(USA)	ACCENT(RB)	2013-2012	G 1.6 GDI	EPS	Power Steering
Hyundai(USA)	AZERA(HG)	2013-2012	G 3.3 GDI	EPS	Motor driven Power Steering
Hyundai(USA)	AZERA(TG)	2011-2006	G 3.8 DOHC	EPS	Electronic Power Steering
Hyundai(USA)	AZERA(TG)	2011-2006	G 3.8 DOHC	EPS	Electronic Power Steering
Hyundai(USA)	ELANTRA COUPE(JK)	2013-2013	G 1.8 MPI	EPS	Motor driven Power Steering
Hyundai(USA)	ELANTRA GT(GD)	2013-2013	G 1.8 MPI	EPS	Motor driven Power Steering
Hyundai(USA)	ELANTRA TOURING(H	2012-2009	G 2.0 MPI	EPS	Motor driven Power Steering
Hyundai(USA)	ELANTRA(HD)	2010-2007	G 2.0 DOHC	EPS	Electronic Power Steering
Hyundai(USA)	ELANTRA(UDMD)	2013-2011	G 1.8 MPI	EPS	Motor driven Power Steering
Hyundai(USA)	EQUUS(VI)	2013-2011	G 5.0 GDI	EPS	Electronic Hydraulic Power Steering System
Hyundai(USA)	EQUUS(VI)	2013-2011	G 4.6 DOHC	EPS	Electronic Hydraulic Power Steering System
Hyundai(USA)	GENESIS(BH)	2013-2009	G 5.0 GDI	EPS	Electronic Hydraulic Power Steering System
Hyundai(USA)	GENESIS(BH)	2013-2009	G 3.8 GDI	EPS	Electronic Hydraulic Power Steering System
Hyundai(USA)	GENESIS(BH)	2013-2009	G 4.6 MPI	EPS	Electronic Hydraulic Power Steering System
Hynndai (USA)	GENESIS (BH)	2013-2009	G 3.8 MPI	EPS	Electric Hydraulic Power Steering
Hynndai (USA)	GENESIS (BH)	2013-2009	G 3.3 MPI	EPS	Electric Hydraulic Power Steering
Hvnnndai (USA)	SANTAFE SPORT (DMA)	2013-2013	G 2.0 T-GDI	EPS	Motor driven Power Steering
Hynndai (USA)	SANTAFE SPORT (DMA)	2013-2013	G 2.4 GDI	EPS	Motor driven Power Steering
Hynndai (USA)	SANTAFE (CM)	2012-2007	G 3.5 DOHC	EPS	Power Steering
Hynndai (USA)	SANTAFE (CM)	2012-2007	G 2.4 DOHC	EPS	Power Steering
Hynndai (USA)	SONATA HYBRID (YF HEV)	2013-2011	G 2.4 HEV	EPS	Power Steering
Hynndai (USA)	SONATA HYBRID (YF HEV)	2013-2011	G 2.4 HEV	EPS	Motor Driven Power Steering
Hvnnndai (USA)	SONATA (NF)	2010-2006	G 3.3 DOHC	EPS	Electronic Power Steering
Hynndai (USA)	SONATA (NF)	2010-2006	G 2.4 DOHC	EPS	Electronic Power Steering
Hynndai (USA)	SONATA (YF)	2013-2011	G 2.0 T-GDI	EPS	Motor Driven Power Steering
Hynndai (USA)	SONATA (YF)	2013-2011	G 2.4 GDI	EPS	Motor Driven Power Steering
Hynndai (USA)	SONATA (YF)	2013-2011	G 2.0 T-GDI	EPS	Motor Driven Power Steering(
Hvnnndai (USA)	SONATA (YF)	2013-2011	G 2.0 T-GDI	EPS	Motor Driven Power Steering(September24/201

Hvnnndai (USA)	SONATA (YF)	2013-2011	G 2.4 GDI	EPS	Motor Driven Power Steering(
Hvnnndai (USA)	SONATA (YF)	2013-2011	G 2.4 GDI	EPS	Motor Driven Power Steering(September24/201
Hvnnndai (USA)	SONATA (YF)	2013-2011	G 2.0 T-GDI	EPS	Power Steering
Hynnndai (USA)	TUCSON (LM)	2013-2010	G 2.0 DOHC	EPS	Power Steering
Hynnndai (USA)	TUCSON (LM)	2013-2010	G 2.4 DOHC	EPS	Power Steering
Hynnndai (USA)	VELDSTER (FS)	2013-2012	G 1.6 GDI	EPS	Motor driven Power Steering
Hynnndai (USA)	VELOSTER (FS)	2013-2012	G 1.6 T-GDI	EPS	Motor driven Power Steering
Hvnnndai (Europe)	ACCENT (MC)	2011-2006	G 1.6 DOHC	EPS	Motor Driven Power Steering
Hvnnndai (Europe)	ACCENT (MC)	2011-2006	G 1.4 DOHC	EPS	Motor driven Power Steering
Hynnndai (Europe)	ACCENT (MC)	2011-2006	D 1.5 TCI-U	EPS	Motor Driven Power Steering
Hynnndai (Europe)	ACCENT (RB)	2013-2011	G 1.4 MPI	EPS	Power Steering(2012.02.22)
Hynnndai (Europe)	ACCENT (RB)	2013-2011	G 1.4 MPI	EPS	Power Steering(2012.02.23)
Hynnndai (Europe)	ACCENT (RB)	2013-2011	G 1.6 MPI	EPS	Power Steering(2012.02.22)
Hvnnndai (Europe)	ACCENT (RB)	2013-2011	G 1.6 MPI	EPS	Power Steering(2012.02.23)
Hvnnndai (Europe)	ACCENT (RB)	2013-2011	D 1.6 TCI-U2	EPS	Power Steering2(012.02.22)
Hynnndai (Europe)	ACCENT (RB)	2013-2011	D 1.6 TCI-U2	EPS	Power Steering(2012.02.2)3
Hynnndai (Europe)	ACCENT (RB)	2013-2011	G 1.4 MPI	EPS	Power Steering
Hynnndai (Europe)	ACCENT (RB)	2013-2011	G 1.6 MPI	EPS	Power Steering
Hynnndai (Europe)	ACCENT (RB)	2013-2011	D 1.6 TCI-U2	EPS	Power Steering
Hynnndai (Europe)	ELANTRA COUPE (JK)	2013-2013	G 1.8 MPI	EPS	Motor Driven Power Steering
Hvnnndai (Europe)	ELANTRA COUPE (JK)	2013-2013	G 1.6 MPI	EPS	Motor Driven Power Steering
Hynnndai (Europe)	ELANTRA (HD)	2011-2007	G 2.0 DOHC	EPS	Electronic Power Steering
Hynnndai (Europe)	ELANTRA (HD)	2011-2007	G 1.6 DOHC	EPS	Electronic Power Steering
Hynnndai (Europe)	ELANTRA (HD)	2011-2007	D 1.6 TCI-U	EPS	Electronic Power Steering
Hynnndai (Europe)	ELANTRA (MD)	2013-2012	G 1.8 MPI	EPS	Motor Driven Power Steering
Hynnndai (Europe)	ELANTRA (MD)	2013-2012	G 1.6 MPI	EPS	Motor Driven Power Steering
Hvnnndai (Europe)	ELANTRA (MD)	2013-2012	G 2.0 MPI	EPS	Motor Driven Power Steering
Hynnndai (Europe)	ELANTRA (MD)	2013-2012	F 2.0 MPI	EPS	Motor Driven Power Steering
Hynnndai (Europe)	ELANTRA(MDI)	2013-2013	G 1.8 MPI	EPS	Motor Driven Power Steering
Hynnndai (Europe)	ELANTRA(MDI)	2013-2013	D 1.6 TCI-U2	EPS	Motor Driven Power Steering
Hynnndai (Europe)	EON (HA)	2013-2012	G 0.8 SOHC	EPS	Motor Driven Power Steering
Hynnndai (Europe)	EON (HA)	2013-2012	B 0.8 DOHC	EPS	Motor Driven Power Steering
Hvnnndai (Europe)	EQUUS/CENTENNIAL (VI)	2014-2010	G 5.0 GDI	EPS	Electronic Power Steering
Hynnndai (Europe)	EQUUS/CENTENNIAL (VI)	2014-2010	G 3.8 GDI	EPS	Electronic Power Steering
Hvnnndai (Europe)	EQUUS/CENTENNIAL (VI)	2014-2010	G 4.6 MPI	EPS	Electronic Power Steering
Hynnndai (Europe)	EQUUS/CENTENNIAL (VI)	2014-2010	G 3.8 MPI	EPS	Electronic Power Steering
Hynnndai (Europe)	GENESIS (BH)	2013-2009	G 3.3 MPI	EPS	Electronic Power Steering

Hynndai (Europe)	GENESIS (BH)	2013-2009	G 3.3 GDI	EPS	Electronic Power Steering
Hvnndai (Europe)	GENESIS (BH)	2013-2009	G 3.8 GDI	EPS	Electronic Power Steering
Hynndai (Europe)	GENESIS (BH)	2013-2009	G 5.0 GDI	EPS	Electronic Power Steering
Hvnndai (Europe)	GENESIS (BH)	2013-2009	G 3.8 MPI	EPS	Electronic Power Steering
Hynndai (Europe)	GENESIS (BH)	2013-2009	G 4.6 MPI	EPS	Electronic Power Steering
Hynndai (Europe)	GENESIS (BH) U.S.	2013-2013	G 5.0 GDI	EPS	Electric Hydraulic Power Steering
Hynndai (Europe)	GENESIS (BH) - U.S.	2013-2013	G 3.8 GDI	EPS	Electric Hydraulic Power Steering
Hynndai (Europe)	GENESIS (BH) - U.S.	2013-2013	G 4.6 MPI	EPS	Electric Hydraulic Power Steering
Hvrmdai (Europe)	GETZ (TB)	2011-2003	G 1.4 DOHC	EPS	Electronic Power Steering
Hyrmdai (Europe)	GETZ (TB)	2011-2003	G 1.3 SOHC	EPS	Electronic Power Steering
Hvrmdai (Europe)	GETZ (TB)	2011-2003	G 1.6 DOHC	EPS	Electronic Power Steering
Hyrmdai (Europe)	GETZ (TB)	2011-2003	G 1.1 SOHC	EPS	Electronic Power Steering
Hyrmdai (Europe)	GETZ (TB)	2011-2003	D 1.5 TCI-U	EPS	Electronic Power Steering
Hyrmdai (Europe)	GETZ (TB)	2011-2003	D 1.5 TCI-D	EPS	Electronic Power Steering
Hvrmdai (Europe)	GETZ (TB)	2011-2003	G 1.5 DOHC	EPS	Electronic Power Steering
Hyrmdai (Europe)	GRANDEUR/AZERA (TG)	2011-2006	G 3.8 DOHC	EPS	Electronic Power Steering
Hvrmdai (Europe)	GRANDEUR/AZERA (TG)	2011-2006	G 3.3 DOHC	EPS	Electronic Power Steering
Hyrmdai (Europe)	GRANDEUR/AZERA (TG)	2011-2006	G 2.7 DOHC	EPS	Electronic Power Steering
Hyrmdai (Europe)	GRANDEUR/AZERA (TG)	2011-2006	D 2.2 TCI-D	EPS	Electronic Power Steering
Hyrmdai (Europe)	GRANDEUR/AZERA (TG)	2011-2006	L 2.7 DOHC	EPS	Electronic Power Steering
Hvrmdai (Europe)	i10 (PA)	2013-2008	G 1.1 SOHC	EPS	Electronic Power Steering
Hyrmdai (Europe)	i10 (PA)	2013-2008	G 1.2 DOHC	EPS	Electronic Power Steering
Hvrmdai (Europe)	i10 (PA)	2013-2008	G 1.0 DOHC	EPS	Electronic Power Steering
Hyrmdai (Europe)	i10 (PA)	2013-2008	B 1.1 SOHC	EPS	Electronic Power Steering
Hyrmdai (Europe)	i10 (PA)	2013-2008	D 1.1 TCI-U	EPS	Electronic Power Steering
Hyrmdai (Europe)	i20 (PB)	2013-2009	G 1.4 DOHC	EPS	Electronic Power Steering
Hvrmdai (Europe)	i20 (PB)	2013-2009	G 1.2 DOHC	EPS	Electronic Power Steering
Hyrmdai (Europe)	i20 (PB)	2013-2009	D 1.4 TCI-U2	EPS	Electronic Power Steering
Hvrmdai (Europe)	i20 (PB)	2013-2009	D 1.1 TCI-U2	EPS	Electronic Power Steering
Hyrmdai (Europe)	i20 (PB)	2013-2009	G 1.6 DOHC	EPS	Electronic Power Steering
Hvrmdai (Europe)	i20 (PB)	2013-2009	D 1.4 TCI-U	EPS	Electronic Power Steering
Hyrmdai (Europe)	i20 (PB)	2013-2009	D 1.6 TCI-U2	EPS	Electronic Power Steering
Hvrmdai (Europe)	i30 (FDe)	2012-2009	G 1.4 MPI	EPS	Electronic Power Steering
Hyrmdai (Europe)	i30 (FDe)	2012-2009	G 1.6 MPI	EPS	Electronic Power Steering
Hvrmdai (Europe)	i30 (FDe)	2012-2009	D 1.6 TCI-U2	EPS	Electronic Power Steering
Hyrmdai (Europe)	i30 (FDe)	2012-2009	D 2.0 TCI-D	EPS	Electronic Power Steering
Hvrmdai (Europe)	i30 (FDe)	2012-2009	G 2.0 MPI	EPS	Electronic Power Steering

Hyrmdai (Europe)	i30 (FDe)	2012-2009	D 1. 6 TCI-U	EPS	Electronic Power Steering
Hvrmdai (Europe)	i30 (GD)	2013-2013	G 1. 8 MPI	EPS	Motor driven Power Steering
Hyrmdai (Europe)	i30 (GD)	2013-2013	G 1. 6 MPI	EPS	Motor driven Power Steering
Hvrmdai (Europe)	i30 (GD)	2013-2013	G 2.0 GDI	EPS	Motor driven Power Steering
Hyrmdai (Europe)	i30 (GD)	2013-2013	F 1. 6 MPI	EPS	Motor driven Power Steering
Hvrmdai (Europe)	i30 (GD)	2013-2013	D 1. 6 TCI-U2	EPS	Motor Driven Power Steering
Hyrmdai (Europe)	i30 (GDe)	2013-2013	G 1. 6 MPI	EPS	Motor driven Power Steering
Hyrmdai (Europe)	i30 (GDe)	2013-2013	G 1. 6 GDI	EPS	Motor driven Power Steering
Hyrmdai (Europe)	i30 (GDe)	2013-2013	D 1. 6 TCI-U2	EPS	Motor driven Power Steering
Hvrmdai (Europe)	i30 (GDe)	2013-2013	D 1. 4 TCI-U2	EPS	Motor driven Power Steering
Hyrmdai (Europe)	i30 (GDe)	2013-2013	G 1. 4 MPI	EPS	Motor driven Power Steering
Hvrmdai (Europe)	i30/ELANTRA NEOS (FD)	2012-2008	G 1. 6 MPI	EPS	Electronic Power Steering
Hyrmdai (Europe)	i30/ELANTRA NEOS (FD)	2012-2008	G 1. 4 MPI	EPS	Electronic Power Steering
Hyrmdai (Europe)	i30/ELANTRA NEOS (FD)	2012-2008	D 1. 6 TCI-U	EPS	Electronic Power Steering
Hyrmdai (Europe)	i30/ELANTRA NEOS (FD)	2012-2008	D 2.0 TCI-D	EPS	Electronic Power Steering
Hvrmdai (Europe)	i30/ELANTRA NEOS (FD)	2012-2008	D 1. 6 TCI-U2	EPS	Electronic Power Steering
Hyrmdai (Europe)	i30/ELANTRA NEOS (FD)	2012-2008	G 2.0 MPI	EPS	Electronic Power Steering
Hvrmdai (Europe)	i40 (VF)	2013-2012	G 2.0 DOHC	EPS	Motor Driven Power Steering
Hyrmdai (Europe)	i40 (VF)	2013-2012	G 2.0 GDI	EPS	Motor Driven Power Steering
Hyrmdai (Europe)	i40 (VF)	2013-2012	G 1. 6 GDI	EPS	Motor Driven Power Steering
Hyrmdai (Europe)	i40 (VF)	2013-2012	D 1. 7 TCI-U2	EPS	Motor Driven Power Steering
Hvrmdai (Europe)	ix20 (JC)	2013-2011	G 1. 4 MPI	EPS	Power Steering
Hvrmdai (Europe)	ix20 (JC)	2013-2011	G 1. 6 MPI	EPS	Power Steering
Hvrmdai (Europe)	ix20 (JC)	2013-2011	D 1. 6 TCI-U2	EPS	Power Steering
Hyrmdai (Europe)	ix20 (JC)	2013-2011	D 1. 4 TCI-U2	EPS	Power Steering
Hyrmdai (Europe)	ix35 FCEV (LM FCEV)	2013-2013	100KW	EPS	Electronic Power Steering
Hyrmdai (Europe)	SANTAFE (CM)	2012-2006	D 2.2 TCI-D	EPS	Electronic Power Steering
Hvrmdai (Europe)	SANTAFE (CM)	2012-2006	G 3.3 DOHC	EPS	Electronic Power Steering
Hvrmdai (Europe)	SANTAFE (CM)	2012-2006	G 2.7 DOHC	EPS	Electronic Power Steering
Hvrmdai (Europe)	SANTAFE (DM)	2013-2013	G 3.3 MPI	EPS	Motor driven Power Steering
Hyrmdai (Europe)	SANTAFE (DM)	2013-2013	G 2.4 MPI	EPS	Motor driven Power Steering
Hyrmdai (Europe)	SANTAFE (DM)	2013	G 2.4 GDI	EPS	Motor driven Power Steering
Hyrmdai (Europe)	SANTAFE (DM)	2013-2013	D 2.2 TCI-R	EPS	Motor driven Power Steering
Hvrmdai (Europe)	SANTAFE (DM)	2013	D 2.0 TCI R	EPS	Motor driven Power Steering
Hvrmdai (Europe)	SONATA HYBRID (YF)	2013	G 2.4 HEV	EPS	Power Steering
Hvrmdai (Europe)	SONATA (NF)	2010-2005	G 2.4 DOHC	EPS	Electronic Power Steering
Hyrmdai (Europe)	SONATA (NF)	2010	G 3.3 DOHC	EPS	Electronic Power Steering

Hyrmdai (Europe)	SONATA (NF)	2010-2005	G 2.0 DOHC	EPS	Electronic Power Steering
Hyrmdai (Europe)	SONATA (NF)	2010-2005	D 2.0 TCI-D	EPS	Electronic Power Steering
Hvrmdai (Europe)	TUCSON/ix35 (EL)	2013-2010	G 2.0 MPI	EPS	Power Steering
Hyrmdai (Europe)	TUCSON/ix35 (EL)	2013-2010	G 1.6 GDI	EPS	Power Steering
Hvrmdai (Europe)	TUCSON/ix35 (EL)	2013-2010	D 2.0 TCI-R	EPS	Power Steering
Hyrmdai (Europe)	TUCSON/ix35 (EL)	2013-2010	D 1.7 TCI-U2	EPS	Power Steering
Hyrmdai (Europe)	TUCSON/ix35 (LM)	2013-2010	G 2.0 DOHC	EPS	Power Steering
Hyrmdai (Europe)	TUCSON/ix35 (LM)	2013-2010	G 2.4 DOHC	EPS	Power Steering
Hvrmdai (Europe)	TUCSON/ix35 (LM)	2013-2010	G 1.6 GDI	EPS	Power Steering
Hyrmdai (Europe)	TUCSON/ix35 (LM)	2013-2010	F 2.0 MPI	EPS	Power Steering
Hvrmdai (Europe)	TUCSON/ix35 (LM)	2013-2010	D 2.0 TCI-R	EPS	Power Steering
Hyrmdai (Europe)	TUCSON/ix35 (LM)	2013-2010	D 1.7 TCI-U2	EPS	Power Steering
Hyrmdai (Europe)	VELOSTER (FS)	2013-2011	G 1.6 MPI	EPS	Motor Driven Power Steering
Hyrmdai (Europe)	VELOSTER (FS)	2013-2011	G 1.6 T-GDI	EPS	Motor Driven Power Steering
Hvrmdai (Europe)	VELOSTER (FS)	2013-2011	G 1.6 GDI	EPS	Motor Driven Power Steering
Hyrmdai (Europe)	VERACRUZ/ix55 (EN)	2013-2007	G 3.8 DOHC	EPS	Electronic Power Steering
Hvrmdai (Europe)	VERACRUZ/ix55 (EN)	2013-2007	D 3.0 TCI-S2	EPS	Electronic Power Steering
Hyrmdai (Europe)	VERACRUZ/ix55 (EN)	2013-2007	D 3.0 TCI-S	EPS	Electronic Power Steering
Hyrmdai (Europe)	VERNA (RBI)	2013-2012	G 1.4 MPI	EPS	Power Steering
Hyrmdai (Europe)	VERNA (RBI)	2013-2012	G 1.6 MPI	EPS	Power Steering
Hvrmdai (Europe)	VERNA (RBI)	2013-2012	D 1.6 TCI-U2	EPS	Power Steering
Hyrmdai (Europe)	VERNA (RBI)	2013-2012	D 1.4 TCI-U2	EPS	Power Steering

Function List

Subsystem

ABS

EPS

Function List

AutoMaker:Jaguar

Version:V1.00

VehicleType	ModelYear	System Name	special function
New XK	2006-2009	SASM	Steering column
New XK	2010-2014	SASM	Steering column
Jaguar XF	2008-2009	SASM	Steering column
Jaguar XF	2010-2011	SASM	Steering column
XJ range	2010-2012	SASM	Steering column

Function List

Auto Maker:Kia
Version:V2.00

NOTES:

- √ **This function is supported.**
 - ※ **This function may be supported, which depends on the actual condition of the vehicle.**
 - **This function is not supported.**
- As for special function please refer to the special function table.**

Area	Vehicle Type	Year	engine	System	Subsystem
Kia(General)	CARENS/RONDO(RP)	2014-2014	G 2.0 MPI	EPS	Motor driven Power Steering
Kia(General)	Cee'd(ED)	2011-2006	G 2.0 DOHC	EPS	Electronic Power Steering
Kia(General)	Cee'd(ED)	2011-2006	G 2.0 DOHC	EPS	Electronic Power Steering
Kia(General)	Cee'd(ED)	2011-2006	G 2.0 DOHC	EPS	Electronic Power Steering
Kia(General)	Cee'd(ED)	2011-2006	D 1.6 TCI-U2	EPS	Electronic Power Steering
Kia(General)	Cee'd(ED)	2011-2006	D 2.0 TCI-D	EPS	Electronic Power Steering
Kia(General)	Cee'd(ED)	2011-2006	D 1.6 TCI-U	EPS	Electronic Power Steering
Kia(General)	Cee'd(ED)	2011-2006	G 2.0 DOHC	EPS	Motor driven Power Steering
Kia(General)	Cee'd(ED)	2011-2006	G 2.0 DOHC	EPS	Motor driven Power Steering
Kia(General)	Cee'd(ED)	2011-2006	G 2.0 DOHC	EPS	Motor driven Power Steering
Kia(General)	Cee'd(ED)	2011-2006	D 1.6 TCI-U	EPS	Motor driven Power Steering
Kia(General)	Cee'd(ED)	2011-2006	D 2.0 TCI-D	EPS	Motor driven Power Steering
Kia(General)	PICANTO(SA)	2010-2003	G 1.0 SOHC	EPS	Motor driven Power Steering
Kia(General)	PICANTO(SA)	2010-2003	G 1.1 SOHC	EPS	Motor driven Power Steering
Kia(General)	PICANTO(SA)	2010-2003	D 1.1 TCI-U	EPS	Motor driven Power Steering
Kia(General)	PICANTO(SA)	2010-2003	G 1.0 SOHC	EPS	Electronic Power Steering
Kia(General)	PICANTO(SA)	2010-2003	G 1.1 SOHC	EPS	Electronic Power Steering
Kia(General)	PICANTO(SA)	2010-2003	D 1.1 TCI-U	EPS	Electronic Power Steering
Kia(General)	RIO(JB)	2011-2005	G 1.6 DOHC	EPS	Power Steering
Kia(General)	RIO(JB)	2011-2005	G 1.6 DOHC	EPS	Power Steering
Kia(General)	RIO(JB)	2011-2005	D 1.5 TCI-U	EPS	Power Steering
Kia(General)	SOUL(AM)	2011-2009	G 2.0 DOHC	EPS	Motor driven Power Steering
Kia(General)	SOUL(AM)	2011-2009	G 1.6 DOHC	EPS	Motor driven Power Steering
Kia(General)	SOUL(AM)	2011-2009	D 1.6 TCI-U2	EPS	Motor driven Power Steering

Kia(General)	SPORTAGE(SL)	2012-2011	G 2.0 DOHC	EPS	Electronic Power Steering
Kia(General)	SPORTAGE(SL)	2012-2011	G 2.4 DOHC	EPS	Electronic Power Steering
Kia(General)	SPORTAGE(SL)	2012-2011	2011 G 1.6 GDI	EPS	Electronic Power Steering
Kia (General)	SPORTAGE (SL)	2012-2011	D 2.0 TCI-R	EPS	Electronic Power Steering
Kia (General)	SPORTAGE (SL)	2012-2011	D 1.7 TCI-U2	EPS	Motor driven Power Steering
Kia (General)	VENGA (YN)	2011-2010	G 1.4 DOHC	EPS	Electronic Power Steering
Kia (General)	VENGA (YN)	2011-2010	G 1.6 DOHC	EPS	Electronic Power Steering
Kia (General)	VENGA (YN)	2011-2010	D 1.6 TCI-U2	EPS	Power Steering
Kia (General)	VENGA (YN)	2011-2010	D 1.4 TCI-U2	EPS	Power Steering
Kia (General)	FORTE (TD)	2011-2009	G 1.6 DOHC	EPS	Electronic Power Steering (KROUP)
Kia (General)	FORTE (TD)	2011-2009	G 1.6 DOHC	EPS	Power Steering
Kia (General)	FORTE (TD)	2011-2009	G 2.0 DOHC	EPS	Electronic Power Steering (KROUP)
Kia (General)	FORTE (TD)	2011-2009	G 2.0 DOHC	EPS	Power Steering
Kia (General)	FORTE (TD)	2011-2009	G 1.6 DOHC	EPS	Motor driven Power Steering
Kia (General)	SORENTO (BL)	2009-2002	G 3.8 DOHC	EPS	Electronic Power Steering
Kia (General)	SORENTO (BL)	2009-2002	G 3.3 DOHC	EPS	Electronic Power Steering
Kia (General)	SORENTO (BL)	2009-2002	D 2.5 WGT	EPS	Electronic Power Steering
Kia (General)	SORENTO (BL)	2009-2002	D 2.5 VGT	EPS	Electronic Power Steering
Kia (General)	SORENTO (BL)	2009-2002	G 2.4 DOHC	EPS	Electronic Power Steering
Kia (General)	SORENTO (BL)	2009-2002	G 3.5 DOHC	EPS	Electronic Power Steering
Kia (General)	SORENTO (XM)	2013-2009	G 3.5 MPI	EPS	Motor driven Power Steering
Kia (General)	SORENTO (XM)	2013-2009	G 2.4 MPI	EPS	Motor driven Power Steering
Kia (General)	SORENTO (XM)	2013-2009	G 2.4 GDI	EPS	Motor driven Power Steering
Kia (General)	SORENTO (XM)	2013-2009	D 2.2 TCI-R	EPS	Electronic Power Steering
Kia (General)	SORENTO (XM)	2013-2009	D 2.0 TCI-R	EPS	Electronic Power Steering
Kia (General)	SORENTO (XM)	2013-2009	G 3.5 DOHC	EPS	Electronic Power Steering
Kia (General)	SORENTO (XM)	2013-2009	G 2.4 DOHC	EPS	Electronic Power Steering
Kia (General)	SORENTO (XM)	2013-2009	D 2.0 TCI-R	EPS	Power Steering
Kia (General)	CADENZA (VG)	2013-2011	G 2.4 DOHC	EPS	Electronic Power Steering
Kia (General)	BORREGO (HM)	2010-2009	G 4.6 DOHC	EPS	Electronic Power Steering
Kia (General)	BORREGO (HM)	2010-2009	G 3.8 DOHC	EPS	Electronic Power Steering

Kia (General)	BORREGO (HM)	2010-2009	D 3.0 TCI-S	EPS	Electronic Power Steering
Kia (General)	OPIRUS (GH)	2010-2004	G 3.8 DOHC	EPS	Electronic Power Steering
Kia (General)	OPIRUS (GH)	2010 2004	G 2.7 DOHC	EPS	Electronic Power Steering
Kia (General)	OPIRUS (GH)	2010-2004	G 3.0 DOHC	EPS	Electronic Power Steering
Kia (General)	OPIRUS (GH)	2010 2004	G 3.5 DOHC	EPS	Electronic Power Steering
Kia (USA)	AMANT! (GH)	2009-2004	G 3.8 DOHC	EPS	Electronic Power Steering
Kia (USA)	AMANT! (GH)	2009-2004	G 3.5 DOHC	EPS	Electronic Power Steering
Kia (USA)	BORREGO (HM)	2011-2009	G 3.8 DOHC	EPS	Power Steering
Kia (USA)	BORREGO (HM)	2011-2009	G 4.6 DOHC	EPS	Power Steering
Kia (USA)	FORTEFORTE KOUP (TD)	2013-2010	G 2.0 DOHC	EPS	Power Steering
Kia (USA)	FORTEFORTE KOUP (TD)	2013-2010	G 2.4 DOHC	EPS	Power Steering
Kia (USA)	FORTEFORTE KOUP (TD)	2013-2010	G 2.4 DOHC	EPS	Power Steering (KOUP)
Kia (USA)	FORTEFORTE KOUP (TD)	2013-2010	G 2.0 DOHC	EPS	Power Steering (KOUP)
Kia (USA)	OPTIMA HYBRID (TF HEV)	2013-2011	G 2.4 HEV	EPS	Motor Driven Power Steering
Kia (USA)	OPTIMA (MG)	2010-2006	G 2.4 DOHC	EPS	Electronic Power Steering
Kia (USA)	OPTIMA (MG)	2010-2006	G 2.7 DOHC	EPS	Electronic Power Steering
Kia (USA)	OPTIMA (TFQF)	2013-2011	G 2.0 T-GDI	EPS	Power Steering
Kia (USA)	OPTIMA (TFQF)	2013-2011	G 2.4 GDI	EPS	Power Steering
Kia (USA)	RIO (.JB)	2012-2006	G 1.6 DOHC	EPS	Power Steering
Kia (USA)	RIO (UB)	2013-2012	G 1.6 GDI	EPS	Motor driven Power Steering
Kia (USA)	SORENTO (BL)	2009-2003	G 3.3 DOHC	EPS	Electronic Power Steering
Kia (USA)	SORENTO (BL)	2009-2003	G 3.8 DOHC	EPS	Electronic Power Steering
Kia (USA)	SORENTO (BL)	2009-2003	G 3.5 DOHC	EPS	Electronic Power Steering
Kia (USA)	SOUL (AM)	2013-2010	G 2.0 DOHC	EPS	Motor Driven Power Steering
Kia (USA)	SOUL (AM)	2013-2010	G 1.6 GDI	EPS	Motor Driven Power Steering
Kia (USA)	SOUL (AM)	2013-2010	G 1.6 DOHC	EPS	Motor driven Power Steering
Kia (USA)	SPORTAGE (SL)	2013-2011	G 2.4 DOHC	EPS	Power Steering
Kia (USA)	SPORTAGE (SL)	2013-2011	G 2.0 T-GDI	EPS	Power Steering
Kia (Europe)	CADENZA (VG)	2013-2010	G 3.5 DOHC	EPS	Power Steering
Kia (Europe)	CARENS/RONDO (RP)	2014-2014	G 2.0 MPI	EPS	Motor Driven Power Steering
Kia (Europe)	CARENS/RONDO (RP)	2014-2014	G 2.0 GDI	EPS	Motor Driven Power Steering

Kia (Europe)	CARENS/RONDO (RP)	2014-2014	G 1.6 GDI	EPS	Motor Driven Power Steering
Kia (Europe)	CARENS/RONDO (RP)	2014-2014	D 1.7 TCI-U2	EPS	Motor Driven Power Steering
Kia (Europe)	Cee'd (ED)	2012-2006	G 2.0 DOHC	EPS	Electronic Power Steering
Kia (Europe)	Cee'd (ED)	2012-2006	G 1.4 DOHC	EPS	Electronic Power Steering
Kia (Europe)	Cee'd (ED)	2012-2006	G 1.6 DOHC	EPS	Electronic Power Steering
Kia (Europe)	Cee'd (ED)	2012-2006	D 1.6 TCI-U2	EPS	Electronic Power Steering
Kia (Europe)	Cee'd (ED)	2012-2006	D 2.0 TCI-D	EPS	Electronic Power Steering
Kia (Europe)	Cee'd (ED)	2012-2006	D 1.6 TCI-U	EPS	Electronic Power Steering
Kia (Europe)	Cee'd (ED)	2012 2006	G 2.0 DOHC	EPS	MDPS
Kia (Europe)	Cee'd (ED)	2012 2006	G 1.4 DOHC	EPS	MDPS
Kia (Europe)	Cee'd (ED)	2012-2006	G 1.6 DOHC	EPS	MDPS
Kia (Europe)	Cee'd (ED)	2012 2006	D 1.6 TCI-U	EPS	MDPS
Kia (Europe)	Cee'd (ED)	2012 2006	D 2.0 TCI-D	EPS	MDPS
Kia (Europe)	Cee'd (JD)	2013-2013	G 1.6 MPI	EPS	Motor driven Power Steering
Kia (Europe)	Cee'd (JD)	2013-2013	G 1.6 T-GDI	EPS	Motor driven Power Steering
Kia (Europe)	Cee'd (JD)	2013-2013	G 1.4 MPI	EPS	Motor driven Power Steering
Kia (Europe)	Cee'd (JD)	2013-2013	G 1.6 GDI	EPS	Motor driven Power Steering
Kia (Europe)	Cee'd (JD)	2013-2013	D 1.6 TCI-U2	EPS	Motor driven Power Steering
Kia (Europe)	Cee'd (JD)	2013-2013	D 1.4 TCI-U2	EPS	Motor driven Power Steering
Kia (Europe)	CERATO/FORTE (TD)	2013-2009	G 1.6 DOHC	EPS	Power Steering
Kia (Europe)	CERATO/FORTE (TD)	2013-2009	G 1.6 DOHC	EPS	Power Steering(KOUP)
Kia (Europe)	CERATO/FORTE (TD)	2013-2009	G 2.0 DOHC	EPS	Power Steering
Kia (Europe)	CERATO/FORTE (TD)	2013-2009	G 2.0 DOHC	EPS	Power Steering(KOUP)
Kia (Europe)	CERATO/FORTE (YD)	2013-2013	G 2.0 MPI	EPS	Motor Driven Power Steering
Kia (Europe)	CERATO/FORTE (YD)	2013-2013	G 1.6 MPI	EPS	Motor Driven Power Steering
Kia (Europe)	CERATO/FORTE (YD)	2013-2013	G 1.8 MPI	EPS	Motor Driven Power Steering
Kia (Europe)	CERATO/FORTE (YD)	2013-2013	F 1.6 MPI	EPS	Motor Driven Power Steering
Kia (Europe)	MOHAVE/BORREGO (HM)	2013-2009	G 4.6 DOHC	EPS	Electronic Power Steering
Kia (Europe)	MOHAVE/BORREGO (HM)	2013-2009	G 3.8 DOHC	EPS	Electronic Power Steering
Kia (Europe)	MOHAVE/BORREGO (HM)	2013-2009	D 3.0 TCI-S2	EPS	Electronic Power Steering
Kia (Europe)	MOHAVE/BORREGO (HM)	2013-2009	D 3.0 TCI-S	EPS	Electronic Power Steering

Kia (Europe)	OPIRUS (GH)	2010-2004	G 3.8 DOHC	EPS	Electronic Power Steering
Kia (Europe)	OPIRUS (GH)	2010-2004	G 2.7 DOHC	EPS	Electronic Power Steering
Kia (Europe)	OPIRUS (GH)	2010-2004	G 3.0 DOHC	EPS	Electronic Power Steering
Kia (Europe)	OPIRUS (GH)	2010-2004	G 3.5 DOHC	EPS	Electronic Power Steering
Kia (Europe)	OPTIMA HEV (TF HEV)	2013-2013	G 2.0 HEV	EPS	Power Steering
Kia (Europe)	OPTIMA (TF)	2013-2011	G 2.0 MPI-NU	EPS	Motor Driven Power Steering
Kia (Europe)	OPTIMA (TF)	2013-2011	G 2.0 DOHC	EPS	Motor Driven Power Steering
Kia (Europe)	OPTIMA (TF)	2013-2011	G 2.4 DOHC	EPS	Motor Driven Power Steering
Kia (Europe)	OPTIMA (TF)	2013-2011	G 2.4 GDI	EPS	Motor Driven Power Steering
Kia (Europe)	OPTIMA (TF)	2013-2011	D 1.7 TCI-U2	EPS	Motor Driven Power Steering
Kia (Europe)	PICANTO (SA)	2011-2003	G 1.0 SOHC	EPS	MDPS
Kia (Europe)	PICANTO (SA)	2011-2003	G 1.1 SOHC	EPS	Electronic Power Steering
Kia (Europe)	PICANTO (SA)	2011-2003	D 1.1 TCI-U	EPS	MDPS
Kia (Europe)	PICANTO (SA)	2011-2003	G 1.0 SOHC	EPS	Electronic Power Steering
Kia (Europe)	PICANTO (SA)	2011 2003	D 1.1 TCI-U	EPS	Electronic Power Steering
Kia (Europe)	PICANTO (SA)	2011-2003	G 1.0 SOHC	EPS	Motor driven Power Steering
Kia (Europe)	PICANTO (TA)	2013-2012	G 1.2 DOHC	EPS	Motor Driven Power Steering (EURO)
Kia (Europe)	PICANTO (TA)	2013-2012	G 1.2 DOHC	EPS	Motor Driven Power Steering (GEN)
Kia (Europe)	PICANTO (TA)	2013-2012	G 1.0 DOHC	EPS	Motor Driven Power Steering (EURO)
Kia (Europe)	PICANTO (TA)	2013-2012	G 1.0 DOHC	EPS	Motor Driven Power Steering (GEN)
Kia (Europe)	PICANTO (TA)	2013-2012	B 1.0 DOHC	EPS	Motor Driven Power Steering (EURO)
Kia (Europe)	PICANTO (TA)	2013-2012	B 1.0 DOHC	EPS	Motor Driven Power Steering (GEN)
Kia (Europe)	PICANTO (TA)	2013-2012	F 1.0 DOHC	EPS	Motor Driven Power Steering (EURO)
Kia (Europe)	PICANTO (TA)	2013-2012	F 1.0 DOHC	EPS	Motor Driven Power Steering (GEN)
Kia (Europe)	Quoris (KH)	2013-2013	G 3.8 MPI	EPS	Electronic Hydraulic Power
Kia (Europe)	RIO (JB)	2011-2005	G 1.6 DOHC	EPS	Motor driven Power Steering
Kia (Europe)	RIO (JB)	2011-2005	G 1.4 DOHC	EPS	Motor driven Power Steering
Kia (Europe)	RIO (JB)	2011-2005	D 1.5 TCI-U	EPS	Motor driven Power Steering
Kia (Europe)	RIO (UB)	2013-2012	G 1.2 DOHC	EPS	Motor driven Power Steering
Kia (Europe)	RIO (UB)	2013-2012	G 1.6 GDI	EPS	Motor driven Power Steering
Kia (Europe)	RIO (UB)	2013-2012	D 1.1 TCI-U2	EPS	Motor driven Power Steering

Kia (Europe)	RIO (UB)	2013-2012	D 1.4 TCI-U2	EPS	Motor driven Power Steering
Kia (Europe)	RIO (UB)	2013-2012	G 1.4 DOHC	EPS	Motor driven Power Steering
Kia (Europe)	SORENTO (BL)	2009-2002	G 3.8 DOHC	EPS	Electronic Power Steering
Kia (Europe)	SORENTO (BL)	2009-2002	G 3.3 DOHC	EPS	Electronic Power Steering
Kia (Europe)	SORENTO (BL)	2009-2002	D 2.5 WGT	EPS	Electronic Power Steering
Kia (Europe)	SORENTO (BL)	2009-2002	D 2.5 VGT	EPS	Electronic Power Steering
Kia (Europe)	SORENTO (BL)	2009-2002	G 2.4 DOHC	EPS	Electronic Power Steering
Kia (Europe)	SORENTO (BL)	2009-2002	G 3.5 DOHC	EPS	Electronic Power Steering
Kia (Europe)	SORENTO (XM)	2013-2009	G 3.5 MPI	EPS	Motor driven Power Steering
Kia (Europe)	SORENTO (XM)	2013-2009	G 2.4 MPI	EPS	Motor driven Power Steering
Kia (Europe)	SORENTO (XM)	2013-2009	G 2.4 GDI	EPS	Motor driven Power Steering
Kia (Europe)	SORENTO (XM)	2013-2009	D 2.0 TCI-R	EPS	Motor driven Power Steering
Kia (Europe)	SORENTO (XM)	2013 2009	D 2.2 TCI-R	EPS	Motor driven Power Steering
Kia (Europe)	SORENTO (XM)	2013-2009	G 2.4 DOHC	EPS	Electronic Power Steering
Kia (Europe)	SORENTO (XM)	2013 2009	G 3.5 DOHC	EPS	Electronic Power Steering
Kia (Europe)	SORENTO (XM)	2013-2009	D 2.0 TCI-R	EPS	Power Steering
Kia (Europe)	SORENTO (XM)	2013-2009	D 2.2 TCI-R	EPS	Electronic Power Steering
Kia (Europe)	SOUL(AM)	2013-2009	G 2.0 DOHC	EPS	Motor Driven Power Steering
Kia (Europe)	SOUL(AM)	2013-2009	G 1.6 MPI	EPS	Motor Driven Power Steering
Kia (Europe)	SOUL(AM)	2013-2009	G 1.6 GDI	EPS	Motor Driven Power Steering
Kia (Europe)	SOUL(AM)	2013-2009	D 1.6 TCI-U2	EPS	Motor Driven Power Steering
Kia (Europe)	SOUL(AM)	2013-2009	F 1.6 DOHC	EPS	Motor Driven Power Steering
Kia (Europe)	SOUL(AM)	2013-2009	G 2.0 DOHC	EPS	MDPS
Kia (Europe)	SOUL(AM)	2013-2009	G 1.6 DOHC	EPS	MDPS
Kia (Europe)	SOUL(AM)	2013-2009	D 1.6 TCI-U2	EPS	MDPS
Kia (Europe)	SOUL(AM)	2013-2009	F 1.6 DOHC	EPS	Power Steering
Kia (Europe)	SPORTAGE (SL)	2013-2011	G 2.0 DOHC	EPS	Power Steering
Kia (Europe)	SPORTAGE (SL)	2013-2011	G 2.4 DOHC	EPS	Power Steering
Kia (Europe)	SPORTAGE (SL)	2013-2011	G 1.6 GDI	EPS	Power Steering
Kia (Europe)	SPORTAGE (SL)	2013-2011	D 2.0 TCI-R	EPS	Power Steering
Kia (Europe)	SPORTAGE (SL)	2013-2011	D 1.7 TCI-U2	EPS	Power Steering

Kia (Europe)	SPORTAGE (SL)	2013-2011	F 2.0 DOHC	EPS	Power Steering
Kia (Europe)	SPORTAGE (SLE)	2013-2011	G 2.0 DOHC	EPS	Power Steering
Kia (Europe)	SPORTAGE (SLE)	2013-2011	G 1.6 GDI	EPS	Power Steering
Kia (Europe)	SPORTAGE (SLE)	2013-2011	G 2.4 DOHC	EPS	Power Steering
Kia (Europe)	SPORTAGE (SLE)	2013-2011	D 1.7 TCI-U2	EPS	Power Steering
Kia (Europe)	SPORTAGE (SLE)	2013-2011	D 2.0 TCI-R	EPS	Power Steering
Kia (Europe)	VENGA (YN)	2013-2010	G 1.4 DOHC	EPS	Power Steering
Kia (Europe)	VENGA (YN)	2013-2010	G 1.6 DOHC	EPS	Power Steering
Kia (Europe)	VENGA (YN)	2013-2010	D 1.6 TCI-U2	EPS	Power Steering
Kia (Europe)	VENGA (YN)	2013-2010	D 1.4 TCI-U2	EPS	Power Steering

Function List

Auto Maker:Lancia
Version:V2.00

Model	Version	Group	System
THEISIS	2.0 20V TB	Safety	SAGEM SpeedPro power steering
THEISIS	2.4 20V	Safety	SAGEM SpeedPro power steering
THEISIS	2.4 JTD 10Y	Safety	SAGEM SpeedPro power steering
THEISIS	2.4 JTD 20V	Safety	SAGEM SpeedPro power steering
THEISIS	3.0 V6 24V	Safety	SAGEM SpeedPro power steering
THEISIS	3.2 V6 24V	Safety	SAGEM SpeedPro power steering
YPSILON	1. 2 16V	Safety	TRW steering lock
YPSILON	1. 2 8V	Safety	TRW steering lock
YPSILON	1. 3 TTD	Safety	TRW steering lock
YPSILON	1. 4 16V	Safety	TRW steering lock
PHEDRA	2.0 16V	Safety	Bosch 5.7 ESP PSA ABS
PHEDRA	2.0 JTD 16V	Safety	Bosch 5.7 ESP PSA ABS
PHEDRA	2.2 JTD 16V	Safety	Bosch 5.7 ESP PSA ABS
PHEDRA	3.0 V6 24V	Safety	Bosch 5.7 ESP PSA ABS
YPSILON	'06 1. 2 8V	Safety	DELPHI Electric Steering
YPSILON	'06 1. 3 JTD	Safety	DELPHI Electric Steering
YPSILON	'06 1. 4 16V	Safety	DELPHI Electric Steering
YPSILON	'06 1. 4 8V	Safety	DELPHI Electric Steering
YPSILON	1. 2 16V	Safety	DELPHI Electric Steering
YPSILON	1. 2 8V	Safety	DELPHI Electric Steering
YPSILON	1. 3 TTD	Safety	DELPHI Electric Steering
YPSILON	1. 4 16V	Safety	DELPHI Electric Steering
MUSA	1. 3 JTD	Safety	TRW 1 Power Steering
MUSA	1. 4 16V	Safety	TRW 1 Power Steering
MUSA	1. 4 8V	Safety	TRW 1 Power Steering
MUSA	1. 6 MJET 16V	Safety	TRW 1 Power Steering
MUSA	1. 9 .TTD	Safety	TRW 1 Power Steering
MUSA	1. 3 JTD	Engine - Gearbox	Marelli Automatic Gearbox SELESPEED CFC208F (1)
YPSILON	'06 1. 3 JTD	Engine - Gearbox	Marelli Automatic Gearbox SELESPEED CFC208F (1)
YPSILON	1. 3 TTD	Engine - Gearbox	Marelli Automatic Gearbox SELESPEED CFC208F (1)
PHEDRA (180)	2.0 JTD 16V	Safety	HPI Power steering
PHEDRA (180)	2.2 JTD 16V	Safety	HPI Power steering

PHEDRA (180)	2.0 TTD 16V	Safety	PSA Bosch ABS 8 ESP (CAN)
PHEDRA (180)	2.2 .TTD 16V	Safety	PSA Bosch ABS 8 ESP (CAN)
DELTA (181)	1.4 TURBO 16V	Safety	TRW 3 Electric Steering
DELTA (181)	1.6 MJET 16V	Safety	TRW 3 Electric Steering
DELTA (181)	1.8 JTS TB 16V	Safety	TRW 3 Electric Steering
DELTA (181)	1.9 MJET 16V	Safety	TRW 3 Electric Steering
DELTA (181)	2.0 M.TET 16V	Safety	TRW 3 Electric Steering
MUSA	1.3 JTD	Safety	TRW 3 Electric Steering
MUSA	1.4 16V	Safety	TRW 3 Electric Steering
MUSA	1.4 8V	Safety	TRW 3 Electric Steering
MUSA	1.6 MJET 16V	Safety	TRW 3 Electric Steering
MUSA	1.9 JTD	Safety	TRW 3 Electric Steering
MUSA	1.4 16V	Endne - Gearbox	Marelli SELESPEED CFC328 Automatic Gearbox
DELTA (181)	1.6 M.TET 16V	Engine - Gearbox	Marelli SELESPEED CFC300 Automatic Gearbox
PHEDRA (180)	2.0 .TTD 16V	Safety	Bosch ABS 8.1 ESP PSA (CAN)
PHEDRA (180)	2.2 JTD 16V	Safety	Bosch ABS 8.1 ESP PSA (CAN)
MUSA	1.3 TTD	Engine - Gearbox	Automatic Gearbox Marelli SELESPEED CFC308E
YPSILON (402)	0.9 TURBO TWIN AIR	Safety	Bosch ABS 9 ESP (EP)
YPSILON (402)	1.2 8V	Safety	Bosch ABS 9 ESP (EP)
YPSILON (402)	1.3 MJET 16V	Safety	Bosch ABS 9 ESP (EP)
YPSILON (402)	0.9 TURBO TWIN AIR	Safety	Bosch ABS 9 (EP)
YPSILON (402)	1.2 8V	Safety	Bosch ABS 9 (EP)
YPSILON (402)	1.3 MJET 16V	Safety	Bosch ABS 9 (EP)
Ypsilon	2011		EPS
Thema	2012		EPS
Thema	2013		EPS
Thema	2014		EPS

Function List

Auto Maker:LandRover
Version:V1.00

VehicleType	ModelYear	Engine Type	System Name	special function
Discovery	2005-2009		SASM	Steering angle sensor calibration
Discovery	2005-2009		SASM	Steering column calibration
Discovery	2010-2011		SASM	Steering angle sensor calibration
Discovery	2010-2011		SASM	Steering column calibration
Range Rover Sport	2007-2009		SASM	Steering angle sensor calibration
Range Rover Sport	2007-2009		SASM	Steering column calibration
Range Rover Sport	2010-2011		SASM	Steering angle sensor calibration
Range Rover Sport	2010-2011		SASM	Steering column calibration
Range Rover	2007-2009		SASM	Steering angle sensor calibration
Range Rover	2010-2012		SASM	Steering angle sensor calibration
Range Rover	2010-2012		SASM	Steering column calibration
Range Rover	2006	V8NA	SASM	Steering angle sensor calibration

Function List

Auto Maker:Toyota

Version:V1. 30

Area	Mode Code	Model	Vehicle Spec	Year
Europ(Others)	CE	COROLLA		
Europ(Others)	ALE	IS220D	2AD-FHV	
Europ(Others)	ALE	IS221D	2AD-FTV	
Europ(Others)	GRL	GS350	2GR-FSE	
Europ(Others)	GRL	GS250	4GR-FSE	
Europ(Others)	ADT	AVENSIS	1AD-FTV	
Europ(Others)	ADT	AVENSIS	2AD-FHV	
Europ(Others)	ADT	AVENSIS	2AD-FTV	
Europ(Others)	AUR	COROLLA VERSO	1AD-FTV	
Europ(Others)	AUR	COROLLA VERSO	2AD-FHV	
Europ(Others)	GRX	REIZ	3GR-FE	
Europ(Others)	GRX	MARK X	4GR-FSE	
Europ(Others)	GRX	REIZ	5GR-FE	
Europ(Others)	ZRT	AVENSIS	1ZR-FAE	
Europ(Others)	ZRT	AVENSIS	2ZR-FAE	
Europ(Others)	ZRT	AVENSIS	3ZR-FAE	
Europ(Others)	ZRT	AVENSIS	3ZR-FE	
Europ(Others)	GSE	IS250	Taiwan or Korea	
Europ(Others)	GSE	IS250C	Taiwan or Korea	
Europ(Others)	GSE	IS250	Others	
Europ(Others)	GSE	IS250C	Others	
Europ(Others)	GSE	IS300	Others	
Europ(Others)	GSE	IS300C	Others	
Europ(Others)	ZWA	IS350	Others	
Europ(Others)	ZWA	CT200h	Korea	
Europ(Others)	ACA	CT200h	Others	
Europ(Others)	ACA	RAV4	China	
Europ(Others)	ACA	RAV4	Others	
Europ(Others)	ASA	RAV4	Korea	
Europ(Others)	ASA	RAV4	Others	
Europ(Others)	ASV	CAMRY	Korea	
Europ(Others)	ASV	ES250	Others	
Europ(Others)	ASV	CAMRY	Others	
Europ(Others)	AVV	ES300h	Korea	
Europ(Others)	AVV	CAMRY HV	Korea	
Europ(Others)	AVV	ES300h	Others	
Europ(Others)	AVV	CAMRY HV	Others	
Europ(Others)	GSU	HIGHLANDER/KLUGER	Others	
Europ(Others)	GSL	SIENNA	2011MY	
Europ(Others)	GSL	SIENNA	2012MY	
Europ(Others)	GSL	SIENNA	2013MY	
Europ(Others)	AGL	RX270		
Europ(Others)	AVE	IS300h		
Europ(Others)	GGL	RX350		
Europ(Others)	GWL	GS450h		
Europ(Others)	GYL	RX450h		
Europ(Others)	LFA	LFA		
Europ(Others)	USE	IS F		
Europ(Others)	USF	LS460		
Europ(Others)	UVF	LS600h		
Europ(Others)	ACR	PREVIA/TARAGO		
Europ(Others)	ACV	CAMRY		
Europ(Others)	ADE	COROLLA		
Europ(Others)	ADE	COROLLA/AURIS		
Europ(Others)	AGT	ZELAS		
Europ(Others)	AGV	VENZA		
Europ(Others)	AHV	CAMRY HV		
Europ(Others)	ALA	RAV4		
Europ(Others)	ANH	ALPHARD		
Europ(Others)	ANH	ALPHARD/VELLFIRE		

Europ(Others)	ASL	SIENNA		
---------------	-----	--------	--	--

Function List

Auto Maker: Maybach
Version: V1.60

Model year	Model Series	Control Unit Groups	System Name
Up to 08/2006	240	Body	AB-Airbag
Up to 08/2006	240	Information and communication	SCM [MRM]-Steering column module
Up to 08/2006	240	Air conditioning	HSW-Heated steering wheel
As of 09/2006	240	Body	AB-Airbag
As of 09/2006	240	Information and communication	SCM [MRM]-Steering
As of 09/2006	240	Air conditioning	HSW-Heated steering wheel

Function List

Auto Maker: Mitsubishi
Version: V1.00

YEAR	Vehicle Type	System Name
2006	COLT	ABS
2007	COLT CZC	ABS
2005	COLT, COLT CZ3/CZT	ABS
2006	COLT, COLT CZ3/CZT	ABS
2007	COLT, COLT CZ3/CZT	ABS
2009	COLT, COLT CZ3/CZT	ABS
2007	DELICA D:5	ABS
2007	DELICA D:5	F.A.S.T.&IMMO&Keyless&TPMS
2009	DELICA D:5	ABS
2009	DELICA D:5	F.A.S.T.&IMMO&Keyless&TPMS
2008	GALANT FORTIS	ABS
2008	GALANT FORTIS	F.A.S.T.&IMMO&Keyless&TPMS
2009	GALANT FORTIS	ABS
2009	GALANT FORTIS	F.A.S.T.&IMMO&Keyless&TPMS
2009	GALANT FORTIS SPORTBACK (CX#)	ABS
2009	GALANT FORTIS SPORTBACK (CX#)	F.A.S.T.&IMMO&Keyless&TPMS
2008	LANCER EVOLUTION (CZ#)	ABS
2008	LANCER EVOLUTION (CZ#)	F.A.S.T.&IMMO&Keyless&TPMS
2009	LANCER EVOLUTION (CZ#)	ABS
2009	LANCER EVOLUTION (CZ#)	F.A.S.T.&IMMO&Keyless&TPMS
2006	OUTLANDER	ABS
2007	OUTLANDER	F.A.S.T.&IMMO&Keyless&TPMS
2007	OUTLANDER	ABS
2008	OUTLANDER	F.A.S.T.&IMMO&Keyless&TPMS
2008	OUTLANDER	ABS
2009	OUTLANDER	F.A.S.T.&IMMO&Keyless&TPMS
2009	OUTLANDER	ABS
2009	PAJERO SPORT/MONTERO SPORT (KH#)	ABS
2007	TRITON	ABS
2006	i	ABS
2007	i	ABS
2009	i	ABS

Function List

Subsystem

ABS

EPS

Function List

"Auto Maker:Peugeot
Version:V2.11

Vehicle	SystemName	ECUNAME
407	ABS or ESP ECU	ESP_EBC_440_K
407	ABS or ESP ECU	ESP_EBC_440_CAN
4007	ABS or ESP ECU	ESP
4007	Flywheel angle sensor	CAV
4007	ABS or ESP ECU	ESP
4008	ABS or ESP ECU	ESP_4x4
4008	Steering wheel angle sensor	CAV
1007 CAN	BS or ESP ECU	ESP_MK60-O
1007 VAN	BS or ESP ECU	ESP_MK60
1007 VAN	Automatic transmission control unit	BVMP
206 +	ABS or ESP ECU	ESP_MK60
207 VAN	ABS or ESP ECU	ESP_MK60
207I	ABS or ESP ECU	ESP_MK60
206	ABS or ESP ECU	ESP_MK60
206 MUX	ABS or ESP ECU	ESP_MK60
207 CAN	ABS or ESP ECU	ESP_MK60-O
3008	ABS or ESP ECU	ESP8.1
5008	ABS or ESP ECU	ESP8.1
3008HY	ABS or ESP ECU	ESP81
307 CAN	ABS or ESP ECU	ESP_BOSCH8
307 CAN	ABS or ESP ECU	ESP8.1
307 CAN	Right headlamp beam corrector	PROJECTEURD
307 CAN	Left headlamp beam level corrector	PROJECTEURG
307 VAN	ABS or ESP ECU	ESP_BOSCH5.7
307 VAN	ABS or ESP ECU	ESP_BOSCH8
307 VAN	ABS or ESP ECU	ESP_BOSCH5.7
307 VAN	ABS or ESP ECU	ESP_BOSCH8
308 4 portes	ABS or ESP ECU	ECU 81 ESP
308/408/RCZ	ABS or ESP ECU	ECU ESP8.1
508	ABS or ESP ECU	ABS81
508	ABS or ESP ECU	81 ESP
508	Discharger bulbs vertical and horizontal	LADCT
508	Switch module under the steering wheel	COM2008P
508HY	Discharger bulbs vertical and horizontal	LADCT
508HY	Switch module under the steering wheel	COM2008P
508HY	ABS or ESP ECU	81 ESP
508RXH	Discharger bulbs vertical and horizontal	LADCT
508RXH	Switch module under the steering wheel	COM2008P
508RXH	ABS or ESP ECU	81 ESP
607 R	ABS or ESP ECU	ESP_BOSCH8

807 CAN	ABS or ESP ECU	ESP_BOSCH8
807 CAN	ABS or ESP ECU	ESP8.1
807 VAN	ABS or ESP ECU	ESP_BOSCH5.7
Boxer 3	ABS or ESP ECU	ESP8.0
Boxer 3 Minibus	ABS or ESP ECU	ESP8.0
Expert 2	ABS or ESP ECU	ABS8_BOSCH
Exoert 2	ABS or ESP ECU	ESP_BOSCH8
Expert 2	ABS or ESP ECU	ABS8.1
Partner	ABS or ESP ECU	ESP_BOSCH5.7
Partner	ABS or ESP ECU	ECU ESP_BOSCH8
Partner	ABS or ESP ECU	ECU ESP8.1
Partner (0--99999)	ABS or ESP ECU	ECU ESP8.1
Bartner B9 (0--9999)	ABS or ESP ECU	ECU ESP8.1

Function List

Auto Maker:Renault

Version:Vl. 10

Vehicle Type	System Name
CLIO II	INJECTION
KANGOO	INJECTION
LAGUNA	INJECTION
MEGANE/SCEN.	INJECTION
MEGANE/SCEN.	A.B.S.
ESPACE INJECTION	INJECTION
LAGUNA PHASE 2	INJECTION
TWINGO PHASE 2	INJECTION
THALIA/SYMBL	INJECTION
THALIA/SYMBL	AIRBAG / PRETENSIONERS
TRAFIC II	INJECTION
TRAFIC II	A.B.S.
TRAFIC II	AIRBAG / PRETENSIONERS
CLIOIP2/3/4	INJECTION
CLIOIP2/3/4	A.B.S.
KANGOO MUX	INJECTION
AVANTIME	INJECTION
AVANTIME	A.B.S.
MASTER	INJECTION
MEGANE II	AIRBAG / PRETENSIONERS
MEGANE II	VARIABLE P.A.S.
SCENIC II	VARIABLE P.A.S.
SCENIC II	AIRBAG / PRETENSIONERS
ESPACE IV	A.B.S.
ESPACE IV	AIRBAG / PRETENSIONERS
ESPACE IV	UCH
LAGUNA II	AIR CONDITIONING
LAGUNA II	AIRBAG / PRETENSIONERS
LAGUNA II	UCH
VEL Satis	AIR CONDITIONING
VEL Satis	AIRBAG / PRETENSIONERS
VEL Satis	DISTANCE REGULATOR
VEL Satis	UCH
MODUS	VARIABLE P.A.S.
MODUS	AIRBAG / PRETENSIONERS
CLIO III	VARIABLE P.A.S.
CLIO III	AIRBAG / PRETENSIONERS
LAGUNAII PH2	AIR CONDITIONING
LAGUNAII PH2	UCH
LAGUNAII PH2	A.B.S.
LAGUNAII PH2	AIRBAG / PRETENSIONERS
VELSatis PH2	A.B.S.
VELSatis PH2	AIR CONDITIONING
VELSatis PH2	AIRBAG / PRETENSIONERS
VELSatis PH2	UCH
ESPACEIV PH2	A.B.S.
ESPACEIV PH2	AIRBAG / PRETENSIONERS
ESPACEIV PH2	UCH
MASTER PH 3	A.B.S.
TRAFICII P2/3	AIRBAG / PRETENSIONERS
TRAFICII P2/3	A.B.S.

TWINGO II	INSTRUMENT PANEL
TWINGO II	A.B.S.
TWINGO II	AIRBAG / PRETENSIONERS
WIND	A.B.S.
WIND	AIRBAG / PRETENSIONERS
KANGOO II	VARIABLE P.A.S.
KANGOO II	AIRBAG / PRETENSIONERS
LAGUNA III	AIRBAG / PRETENSIONERS
LAGUNA III	A . B . S .
MEGANEIII/SCENICIII	AIRBAG / PRETENSIONERS
MEGANEIII/SCENICIII	VARIABLE P.A.S.
MEGANEIII/SCENICIII	A . B . S .
NEW SM3/FLUENCE/MEGANE	VARIABLE P.A.S.
NEW SM3/FLUENCE/MEGANE	A . B . S .
NEW SM3/FLUENCE/MEGANE	AIRBAG / PRETENSIONERS
DUSTER	AIRBAG / PRETENSIONERS
LOGAN	AIRBAG / PRETENSIONERS
SANDERO	AIRBAG / PRETENSIONERS
THALIA/SYMB.2	INJECTION
THALIA/SYMB.2	AIRBAG / PRETENSIONERS
KOLEOS/QM5	AUTO FRONT LIGHTING
MASTER III	AIRBAG / PRETENSIONERS

Function List

Auto Maker:Scion
Version:V1.30

Area	Mode Code	Model	Vehicle Spec	Year
Europ (Others)	KGJ	iQ		
Europ (Others)	NGJ	iQ		
Europ (Others)	NUJ	iQ		
Europ (Others)	KPJ	iQ EV		
USA		tC	2AR-FE	2011
USA		tC	2AR-FE	2012
USA		tC	2AR-FE	2013
USA		tC	2AR-FE	2014
USA		xB	2AZ-FE	2008
USA		xB	2AZ-FE	2009
USA		xB	2AZ-FE	2010
USA		xB	2AZ-FE	2011
USA		xB	2AZ-FE	2012
USA		xB	2AZ-FE	2013
USA		iQ	1NR-FE	2011
USA		iQ	1NR-FE	2012
USA		iQ	1NR-FE	2013
USA		xD	2ZR-FE	2009
USA		xD	2ZR-FE	2010
USA		xD	2ZR-FE	2011
USA		xD	2ZR-FE	2012
USA		xD	2ZR-FE	2013
USA		xD	2ZR-FE	2008
USA		iQ EV	EV	2013

Function List

Auto Maker:Seat
Version:V1.10

YEAR	Vehicle Type	System Name
2009 - 2011	Altea PA	ABS Brakes
2007 - 2009	Altea XL/Freetrack	ABS Brakes
2009 - 2011	Altea XL/Freetrack PA	ABS Brakes
2003 - 2009	Cordoba	ABS Brakes
2009 - 2011	Exeo	ABS Brakes
2002 - 2011	Ibiza	ABS Brakes
2000 - 2009	Leon	ABS Brakes
2009 - 2011	Leon PA	ABS Brakes
1999 - 2009	Toledo	ABS Brakes
2009 - 2011	Toledo PA	ABS Brakes
2009 - 2011	Altea PA	Steering Assist
2007 - 2009	Altea XL/Freetrack	Steering Assist
2009 - 2011	Altea XL/Freetrack PA	Steering Assist
2003 - 2009	Cordoba	Steering Assist
2009 - 2011	Exeo	Steering Assist
2002 - 2011	Ibiza	Steering Assist
2000 - 2009	Leon	Steering Assist
2009 - 2011	Leon PA	Steering Assist
1999 - 2009	Toledo	Steering Assist
2009 - 2011	Toledo PA	Steering Assist
2009 - 2011	Altea PA	Steering Wheel
2007 - 2009	Altea XL/Freetrack	Steering Wheel
2009 - 2011	Altea XL/Freetrack PA	Steering Wheel
2003 - 2009	Cordoba	Steering Wheel
2009 - 2011	Exeo	Steering Wheel
2002 - 2011	Ibiza	Steering Wheel
2000 - 2009	Leon	Steering Wheel
2009 - 2011	Leon PA	Steering Wheel
1999 - 2009	Toledo	Steering Wheel
2009 - 2011	Toledo PA	Steering Wheel

Function List

Auto Maker:Skoda
Version:V1.10

YEAR	Vehicle Type	System Name
2000 - 2012	Fabia	ABS Brakes
2004 - 2012	Octavia	ABS Brakes
2006 - 2012	Roornster	ABS Brakes
2002 - 2012	Superb	ABS Brakes
2010 - 2012	Yeti	ABS Brakes
2000 - 2012	Fabia	Steering Assist
2004 - 2012	Octavia	Steering Assist
2006 - 2012	Roornster	Steering Assist
2002 - 2012	Superb	Steering Assist
2010 - 2012	Yeti	Steering Assist
2000 - 2012	Fabia	Steering Wheel
2004 - 2012	Octavia	Steering Wheel
2006 - 2012	Roornster	Steering Wheel
2002 - 2012	Superb	Steering Wheel
2010 - 2012	Yeti	Steering Wheel

Function List

System Name

Power Steering System

Function List

Auto Maker:Suzuki
Version:V1.10

Area	Vehicle Type	System Type	Engine Type	Option
Other than North America	(F)ALTO	EPS	(2) 1. 0L L4 F10D	
Other than North America	(H)IGNIS	EPS		
Other than North America	(M)WAGON R+	EPS	(3) 1. 3L L4 M13A	(3) RB413
Other than North America	(M)WAGON R+	EPS	(3) 1. 3L L4 M13A	(4) RC413
Other than North America	(M)WAGON R+	EPS	(4) 1. 3L L4 Z13DT	
Other than North America	(M)WAGON R+	EPS	(5) 1. 3L L4 G13B	
Other than North America	(M)WAGON R+	EPS	(6) 1. 0L L4 K10A	
Other than North America	(M)WAGON R+	EPS	(9) 1. 0L L3 G10	
Other than North America	(H)WAGON R+ made in Polska	EPS		
Other than North America	(Z)SWIFT	EPS	(3) 1. 6L L4 M16A	
Other than North America	(Z)SWIFT	EPS	Others	
Other than North America	(Y)SX4	EPS	3	
Other than North America	(Y)SX4	EPS	(TSM)Magyar 2WD	Petrol engine
Other than North America	(Y)SX4	EPS	(TSM)Magyar 4WD	Petrol engine
Other than North America	(Y)SX4	EPS	(TSM)Magyar	Diesel engine
Other than North America	(D)CARRY 1. 3	EPS		
Other than North America	(D)EVERY+/ LANDY	EPS		

Function List

Auto Maker: Toyota
Version: V1. 30

Area	Mode Code	Model	Vehicle Spec	Year
Europ(Others)	CE	COROLLA		
Europ(Others)	ALE	IS220D	CAMRY HV	
Europ(Others)	ALE	IS221D	2AD-FTV	
Europ(Others)	GRL	GS350	2GR-FSE	
Europ(Others)	GRL	GS250	4GR-FSE	
Europ(Others)	ADT	AVENSIS	1AD-FTV	
Europ(Others)	ADT	AVENSIS	2AD-FHV	
Europ(Others)	ADT	AVENSIS	2AD-FTV	
Europ(Others)	AUR	COROLLA VERSO	1AD-FTV	
Europ(Others)	AUR	COROLLA VERSO	2AD-FHV	
Europ(Others)	GRX	REIZ	3GR-FE	
Europ(Others)	GRX	MARK X	4GR-FSE	
Europ(Others)	GRX	REIZ	5GR-FE	
Europ(Others)	ZRT	AVENSIS	1ZR-FAE	
Europ(Others)	ZRT	AVENSIS	2ZR-FAE	
Europ(Others)	ZRT	AVENSIS	3ZR-FAE	
Europ(Others)	ZRT	AVENSIS	3ZR-FE	
Europ(Others)	GSE	IS250	Taiwan or Korea	
Europ(Others)	GSE	IS250C	Taiwan or Korea	
Europ(Others)	GSE	IS250	Others	
Europ(Others)	GSE	IS250C	Others	
Europ(Others)	GSE	IS300	Others	
Europ(Others)	GSE	IS300C	Others	
Europ(Others)	ZWA	IS350	Others	
Europ(Others)	ZWA	CT200h	Korea	
Europ(Others)	ACA	CT200h	Others	
Europ(Others)	ACA	RAV4	China	
Europ(Others)	ACA	RAV4	Others	
Europ(Others)	ASA	RAV4	Korea	
Europ(Others)	ASA	RAV4	Others	
Europ(Others)	ASV	CAMRY	Korea	
Europ(Others)	ASV	ES250	Others	
Europ(Others)	ASV	CAMRY	Others	
Europ(Others)	AVV	ES300h	Korea	
Europ(Others)	AVV	CAMRY HV	Korea	
Europ(Others)	AVV	ES300h	Others	
Europ(Others)	AVV	CAMRY HV	Others	
Europ(Others)	GSU	HIGHLANDER/KLUGER	Others	
Europ(Others)	GSL	SIENNA	2011MY	
Europ(Others)	GSL	SIENNA	2012MY	
Europ(Others)	GSL	SIENNA	2013MY	
Europ(Others)	AGL	RX270		
Europ(Others)	AVE	IS300h		
Europ(Others)	GGL	RX350		
Europ(Others)	GWL	GS450h		
Europ(Others)	GYL	RX450h		
Europ(Others)	LFA	LFA		
Europ(Others)	USE	IS F		
Europ(Others)	USF	LS460		
Europ(Others)	UVF	LS600h		
Europ(Others)	ACR	PREVIA/TARAGO		
Europ(Others)	ACV	CAMRY		
Europ(Others)	ADE	COROLLA		
Europ(Others)	ADE	COROLLA/AURIS		
Europ(Others)	AGT	ZELAS		
Europ(Others)	AGV	VENZA		
Europ(Others)	AHV	CAMRY HV		

Area	Mode Code	Model	Vehicle Spec	Year
Europ (Others)	ALA	RAV4		
Europ (Others)	ANH	ALPHARD		
Europ (Others)	ANH	ALPHARD/VELLFIRE		
Europ (Others)	ASL	SIENNA		
Europ (Others)	ASU	HIGHLANDER		
Europ (Others)	ATH	ALPHARD HV		
Europ (Others)	AZE	RUKUS		
Europ (Others)	AZT	AVENSIS		
Europ (Others)	GGH	ALPHARD		
Europ (Others)	GGH	VELLFIRE		
Europ (Others)	GGH	ALPHARD/VELLFIRE		
Europ (Others)	GGV	VENZA		
Europ (Others)		ALPHARD		
Europ (Others)	GHU	HIGHLANDER HV		
Europ (Others)	GRS2_	CROWN		
Europ (Others)	GSA	RAV4		
Europ (Others)	GSR	PREVIA/TARAGO		
Europ (Others)	GSV	ES350		
Europ (Others)	GSV	CAMRY		
Europ (Others)	GSV	CAMRY/AURION		
Europ (Others)	GSX	AVALON		
Europ (Others)	GVU	HIGHLANDER HV		
Europ (Others)	KGJ	iQ		
Europ (Others)	KSP	YARIS/ECHO		
Europ (Others)	MHU	HIGHLANDER HV		
Europ (Others)	NCP	Verso-s/Ractis		
Europ (Others)	NCP	VIOS		
Europ (Others)	NCP	YARIS		
Europ (Others)	NCP	YARIS/ECHO		
Europ (Others)	NDE	COROLLA	0808-	
Europ (Others)	NDE	COROLLA/AURIS	0808-	
Europ (Others)	NGJ	iQ		
Europ (Others)	NHP	PRIUS C		
Europ (Others)	NHP	YARIS HV		
Europ (Others)	NLP	URBAN CRUISER		
Europ (Others)	NLP	Verso-s/Ractis		
Europ (Others)	NLP	YARIS/ECHO		
Europ (Others)	NRE	COROLLA		
Europ (Others)	NRE	COROLLA/AURIS		
Europ (Others)	NSP	URBAN CRUISER		
Europ (Others)	NSP	Verso-s/Ractis		
Europ (Others)	NSP	YARIS/ECHO		
Europ (Others)	NUJ	iQ		
Europ (Others)	NZE	COROLLA		
Europ (Others)	NZE	COROLLA AXIO		
Europ (Others)	UZS	CROWN		
Europ (Others)	ZGE	WISH		
Europ (Others)	ZGR	COROLLA VERSO		
Europ (Others)	ZGR	E' z		
Europ (Others)	ZRE	COROLLA		
Europ (Others)	ZRE	COROLLA/AURIS		
Europ (Others)	ZRR	NOAH		
Europ (Others)	ZSA	RAV4		
Europ (Others)	ZSP	VIOS		
Europ (Others)	ZSP	YARIS/ECHO		
Europ (Others)		VIOS		
Europ (Others)	ZVW	PRIUS		
Europ (Others)	ZVW	PRIUS +/PRIUS V		
Europ (Others)	ZVW	PRIUS Plug-in		
Europ (Others)	ZWE	AURIS HV		
Europ (Others)	ZZE	COROLLA		

Area	Mode Code	Model	Vehicle Spec	Year
Europ (Others)	ZZE	COROLLA/AURIS		
Europ (Others)	KPJ	iQ EV		
Europ (Others)	NDE	COROLLA		
Europ (Others)	NDE	COROLLA/AURIS		
Europ (Others)	HDJ	LAND CR.	Others	
Europ (Others)	UZJ	LX470		
Europ (Others)	GWS	GS450h	Korea	
Europ (Others)	GWS	GS450h	Others	
Europ (Others)	UZJ	LX470	Taiwan	
Europ (Others)	UZJ	LX470	Others	
Europ (Others)	UZJ	LAND CR.	Others	
Europ (Others)	GRS1_	GS300		
Europ (Others)	GRS1_	GS350		
Europ (Others)	URJ	LX460		
Europ (Others)	URJ	LX570		
Europ (Others)	URJ	LAND CR.		
Europ (Others)	URS	GS460		
Europ (Others)	GGJ	LAND CR.		
Europ (Others)	GRJ	LAND CR.		
Europ (Others)	UZS	GS430		
Europ (Others)	VDJ	LAND CR.		
USA		Rav4	2AZ-FE	2006
USA		Rav4	2AZ-FE	2007
USA		Rav4	2AZ-FE	2008
USA		Venza	1AR-FE	2009
USA		Venza	1AR-FE	2010
USA		Venza	1AR-FE	2011
USA		Venza	1AR-FE	2012
USA		Venza	1AR-FE	2013
USA		Camry HV	2AZ-FXE	2007
USA		Camry HV	2AZ-FXE	2008
USA		Camry HV	2AZ-FXE	2009
USA		Camry HV	2AZ-FXE	2010
USA		Camry HV	2AZ-FXE	2011
USA		Rav4	2AR-FE	2009
USA		Rav4	2AR-FE	2010
USA		Rav4	2AR-FE	2011
USA		Rav4	2AR-FE	2012
USA		Rav4	2AR-FE	2013
USA		Sienna	1AR-FE	2011
USA		Sienna	1AR-FE	2012
USA		Sienna	1AR-FE	2013
USA		Highlander	1AR-FE	2009
USA		Highlander	1AR-FE	2010
USA		Highlander	1AR-FE	2011
USA		Highlander	1AR-FE	2012
USA		Highlander	1AR-FE	2013
USA		Camry	2AR-FBE	2013
USA		Camry	2AR-FE	2012
USA		Camry	2AR-FE	2013
USA		Camry HV	2AR-FXE	2012
USA		Camry HV	2AR-FXE	2013
USA		Avalon HV	2AR-FXE	2013
USA		Corolla	2AZ-FE	2009
USA		Matrix	2AZ-FE	2009
USA		Corolla	2AZ-FE	2010
USA		Matrix	2AZ-FE	2010
USA		Corolla	2AZ-FE	2011
USA		Matrix	2AZ-FE	2011
USA		Corolla	2AZ-FE	2012
USA		Matrix	2AZ-FE	2012

Area	Mode Code	Model	Vehicle Spec	Year
USA		Corolla	2AZ-FE	2013
USA		Matrix	2AZ-FE	2013
USA		Venza	2GR-FE	2009
USA		Venza	2GR-FE	2010
USA		Venza	2GR-FE	2011
USA		Venza	2GR-FE	2012
USA		Venza	2GR-FE	2013
USA		Rav4	2GR-FE	2006
USA		Rav4	2GR-FE	2007
USA		Rav4	2GR-FE	2008
USA		Rav4	2GR-FE	2009
USA		Rav4	2GR-FE	2010
USA		Rav4	2GR-FE	2011
USA		Rav4	2GR-FE	2012
USA		Sienna	2GR-FE	2011
USA		Sienna	2GR-FE	2012
USA		Sienna	2GR-FE	2013
USA		Highlander	2GR-FE	2008
USA		Highlander	2GR-FE	2009
USA		Highlander	2GR-FE	2010
USA		Highlander	2GR-FE	2011
USA		Highlander	2GR-FE	2012
USA		Highlander	2GR-FE	2013
USA		Camry	2GR-FE	2012
USA		Camry	2GR-FE	2013
USA		Avalon	2GR-FE	2013
USA		Highlander HV	2GR-FXE	2011
USA		Highlander HV	2GR-FXE	2012
USA		Highlander HV	2GR-FXE	2013
USA		Highlander HV	3MZ-FE	2008
USA		Highlander HV	3MZ-FE	2009
USA		Highlander HV	3MZ-FE	2010
USA		Yaris	1NZ-FE	2012
USA		Yaris	1NZ-FE	2013
USA		Prius C	1NZ-FXE	2012
USA		Prius C	1NZ-FXE	2013
USA		Corolla	2ZR-FAE	2014
USA		Corolla	2ZR-FE	2009
USA		Matrix	2ZR-FE	2009
USA		Corolla	2ZR-FE	2010
USA		Matrix	2ZR-FE	2010
USA		Corolla	2ZR-FE	2011
USA		Matrix	2ZR-FE	2011
USA		Corolla	2ZR-FE	2012
USA		Matrix	2ZR-FE	2012
USA		Corolla	2ZR-FE	2013
USA		Matrix	2ZR-FE	2013
USA		Corolla	2ZR-FE	2014
USA		Prius	2ZR-FXE	2010
USA		Prius PHV	2ZR-FXE	2010
USA		Prius	2ZR-FXE	2011
USA		Prius	2ZR-FXE	2012
USA		Prius V	2ZR-FXE	2012
USA		Prius PHV	2ZR-FXE	2012
USA		Prius	2ZR-FXE	2013
USA		Prius V	2ZR-FXE	2013
USA		Prius PHV	2ZR-FXE	2013
USA		Corolla	1ZZ-FE	2009
USA		Rav4 EV	EV	2012
USA		Rav4 EV	EV	2013
USA		Land Cruiser	3UR-FE	2012

Area	Mode Code	Model	Vehicle Spec	Year
USA		Land Cruiser	3UR-FE	2013
USA		Land Cruiser	3UR-FE	2014
Japan	NCP	ist	1NZ-FE	
Japan	NCP	ist	2NZ-FE	
Japan	TRJ	LAND CRUISER PRADO	2TR-FE	
Japan	TRN	HILUX SURF	2TR-FE	
Japan	ACA	RAV4	2AZ-FE	
Japan	AZE	BLADE	2AZ-FE	
Japan	GRJ	LAND CRUISER PRADO	1GR-FE	
Japan	GRN	HILUX SURF	1GR-FE	
Japan	KSP	BELTA	1KR-FE	
Japan	NCP	VITZ	1NZ-FE	
Japan	NCP	BELTA	2NZ-FE	
Japan	NCP	VITZ	2NZ-FE	
Japan	NZE	AURIS	1NZ-FE	
Japan	NZE	COROLLA AXIO/FIELDER	1NZ-FE	
Japan	SCP	BELTA	2SZ-FE	
Japan	SCP	VITZ	2SZ-FE	
Japan	ZRE	AURIS	2ZR-FE	
Japan	ZRE	COROLLA AXIO/FIELDER	2ZR-FE	
Japan	AGL	RX270	1AR-FE	
Japan	ANF	HS250h	2AZ-FXE	
Japan	AVE	IS300h	2AR-FSE	
Japan	GGL	RX350	2GR-FE	
Japan	GRL	GS350	2GR-FSE	
Japan	GRL	GS250	4GR-FSE	
Japan	GSE	IS350	2GR-FSE	
Japan	GSE	IS350C	2GR-FSE	
Japan	GSE	IS250	4GR-FSE	
Japan	GSE	IS250C	4GR-FSE	
Japan	GWL	GS450h	2GR-FXE	
Japan	GYL	RX450H	2GR-FXE	
Japan	LFA	LFA	1LR-GUE	
Japan	USE	IS F	2UR-GSE	
Japan	USF	LS460	1UR-FSE	
Japan	UVF	LS600h	2UR-FSE	
Japan	ZWA	CT200h	2ZR-FXE	
Japan	ACA	VANGUARD	2AZ-FE	
Japan	ACR	ESTIMA	2AZ-FE	
Japan	AHR	ESTIMA HV	2AZ-FXE	
Japan	ANA	MARK X Zio	2AZ-FE	
Japan	ANH	ALPHARD/VELLFIRE	2AZ-FE	
Japan	ATH	ALPHARD HV/VELLFIRE HV	2AZ-FXE	
Japan	AVV	CAMRY HV	2AR-FXE	
Japan	AWS	CROWN HV	2AR-FSE	
Japan	AZK	SAI	2AZ-FXE	
Japan	GGA	MARK X Zio	2GR-FE	
Japan	GGH	ALPHARD/VELLFIRE	2GR-FE	
Japan	GRE	BLADE	2GR-FE	
Japan	GRS	CROWN	2GR-FSE	
Japan	GRS	CROWN	3GR-FSE	
Japan	GRS	CROWN PATROL CAR	3GR-FSE	
Japan	GRS	CROWN	4GR-FSE	
Japan	GRS	CROWN PATROL CAR	4GR-FSE	
Japan	GRX	MARK X	2GR-FSE	
Japan	GRX	MARK X	4GR-FSE	
Japan	GSA	VANGUARD	2GR-FE	
Japan	GSR	ESTIMA	2GR-FE	
Japan	GWS	CROWN HV	2GR-FSE	
Japan	KGJ	iQ	1KR-FE	
Japan	KSP	VITZ	1KR-FE	

Area	Mode Code	Model	Vehicle Spec	Year
Japan	NCP	RACTIS	1NZ-FE	
Japan	NCP	PORTE/SPADE	1NZ-FE	
Japan	NGJ	iQ	1NR-FE	
Japan	NHP	AQUA	1NZ-FXE	
Japan	NRE	COROLLA AXIO/FIELDER	1NR-FE	
Japan	NSP	RACTIS	1NR-FE	
Japan	NSP	VITZ	1NR-FE	
Japan	NSP	PORTE/SPADE	1NR-FE	
Japan	NZE	ALLION/PREMIO	1NZ-FE	
Japan	NZE	COROLLA RUMION	1NZ-FE	
Japan	NZT	ALLION/PREMIO	1NZ-FE	
Japan	URS	CROWN MAJESTA	1UR-FSE	
Japan	UZS	CROWN MAJESTA	3UZ-FE	
Japan	ZN6	86	FA20	
Japan	ZGE	WISH	2ZR-FAE	
Japan	ZGE	WISH	3ZR-FAE	
Japan	ZGM	ISIS	2ZR-FAE	
Japan	ZGM	ISIS	3ZR-FAE	
Japan	ZRE	AURIS	2ZR-FAE	
Japan	ZRE	COROLLA AXIO/FIELDER	2ZR-FAE	
Japan	ZRE	COROLLA RUMION	2ZR-FAE	
Japan	ZRE	COROLLA RUMION	2ZR-FE	
Japan	ZRR	NOAH/VOXY	3ZR-FAE	
Japan	ZRR	NOAH/VOXY	3ZR-FE	
Japan	ZRT	ALLION/PREMIO	2ZR-FAE	
Japan	ZRT	ALLION/PREMIO	2ZR-FE	
Japan	ZRT	ALLION/PREMIO	3ZR-FAE	
Japan	ZRT	AVENSIS	3ZR-FAE	
Japan	ZSP	ist	2ZR-FE	
Japan	ZVW	PRIUS	2ZR-FXE	
Japan	ZVW	PRIUS alpha	2ZR-FXE	
Japan	ZVW	PRIUS PHV	2ZR-FXE	

Function List

Auto Maker:Accra

Version:V5.00

YEAR	Vehicle Type	System Name
2008 - 2011	Tiguan only USA/Canada	Steering Wheel
2009 - 2011	Passat CC	ABS Brakes
2009 - 2011	Passat CC	Steering Assist
2009 - 2011	Passat CC	Steering Wheel
2009 - 2012	Passat CC only USA/Canada	ABS Brakes
2009 - 2012	Passat CC only USA/Canada	Steering Assist
2009 - 2012	Passat CC only USA/Canada	Steering Wheel
2010 - 2011	Amarok	ABS Brakes
2010 - 2011	Amarok	Steering Assist
2010 - 2011	Amarok	Steering Wheel
2010 - 2012	Golf Variant	ABS Brakes
2010 - 2012	Jetta SportWagen/Golf Wagon only USA/Canada	ABS Brakes
2010 - 2012	Golf Variant	Steering Assist
2010 - 2012	Jetta SportWagen/Golf Wagon only USA/Canada	Steering Assist
2010 - 2012	Golf Variant	Steering Wheel
2010 - 2012	Jetta SportWagen/Golf Wagon only USA/Canada	Steering Wheel
2011 - 2012	Jetta	ABS Brakes
2011 - 2012	Jetta only USA / Canada	ABS Brakes
2011 - 2012	Passat/New Midsize Sedan only USA/Canada	ABS Brakes
2011 - 2012	Jetta	Steering Assist
2011 - 2012	Jetta only USA / Canada	Steering Assist
2011 - 2012	Passat/New Midsize Sedan only USA/Canada	Steering Assist
2011 - 2012	Jetta	Steering Wheel
2011 - 2012	Jetta only USA / Canada	Steering Wheel
2011 - 2012	Passat/New Midsize Sedan only USA/Canada	Steering Wheel
2012	Beetle	ABS Brakes
2012	Beetle only USA/Canada	ABS Brakes
2012	Beetle	Steering Assist
2012	Beetle only USA/Canada	Steering Assist
2012	Beetle	Steering Wheel
2012	Beetle only USA/Canada	Steering Wheel